

CD math
A ROBERT W. WARTZ

patterns & problems


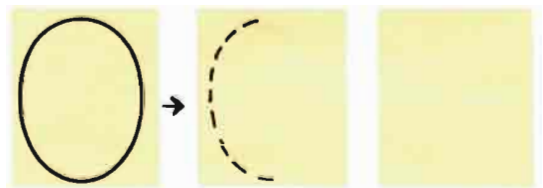

(Jumping around in mathematics)

a



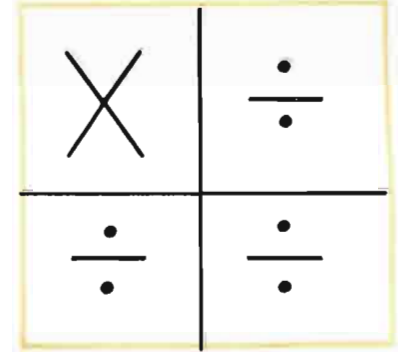
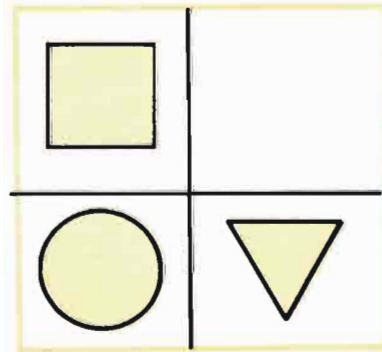

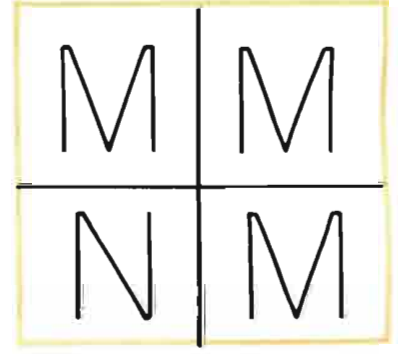
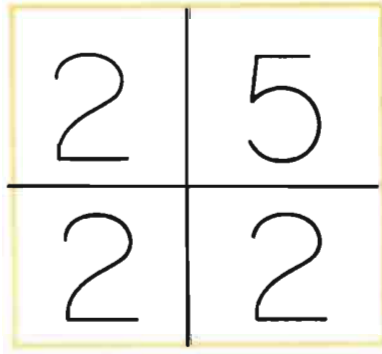
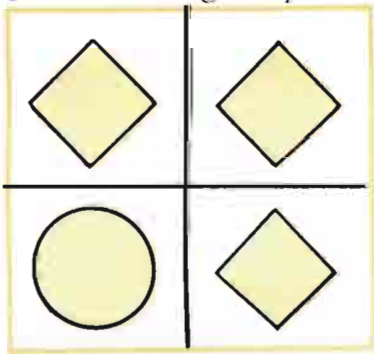
Please fill in this space with zeros.


Favor de llenar este espacio con ceros.



Which one isn't like the others?

¿Cuál no es igual que los otros?





ONE


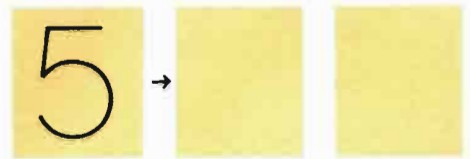


uno

UNO

1

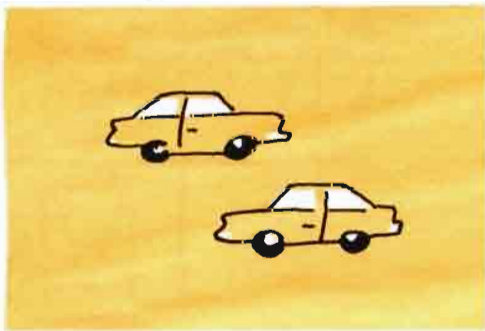
ONE
uno

one
one




Please circle the number of things in each picture.

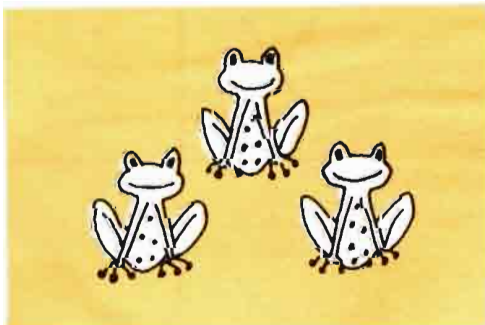
Favor de poner un círculo en el número de cosas en cada dibujo.




- 1
- 2
- 3
- 4




- 2
- 3
- 4
- 5






- 3
- 4
- 5
- 6



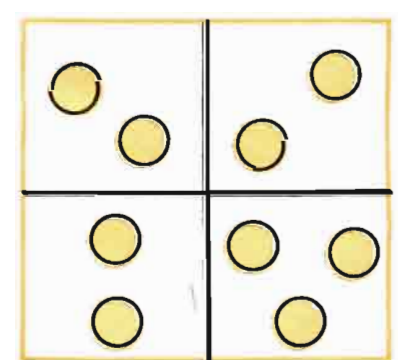
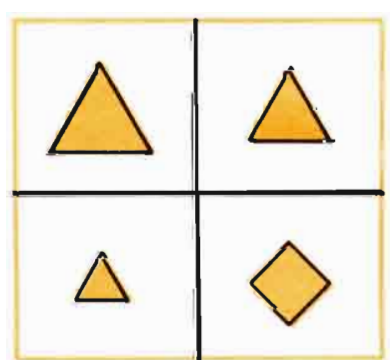
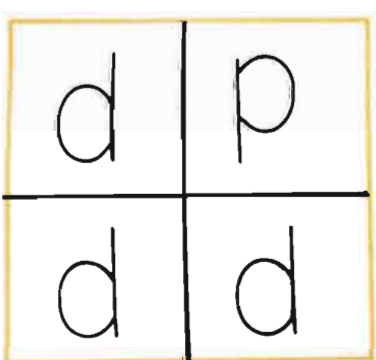
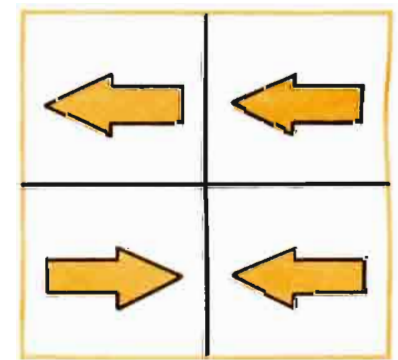
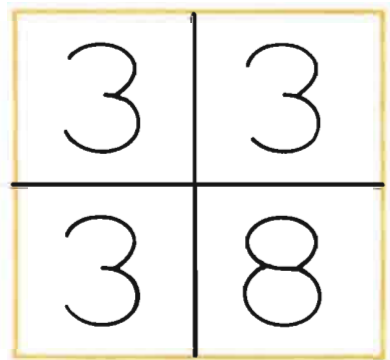

- 0
- 1
- 2
- 3




TWO dos 2 DOS II dos two two



Which one isn't like the others?
 ¿Cuál no es igual que los otros?





WHAT COMES TWO AT A TIME ?

¿Qué vienen dos al mismo tiempo?

2 feet




2 eyes





2 _____

2 _____

2 _____




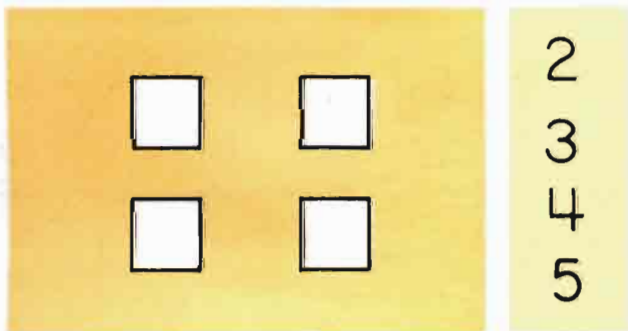



THREE tres 3 TRES III tres three
 THREE three







Please circle the number of things in each picture.

Favor de poner un círculo en el número de cosas en cada dibujo.





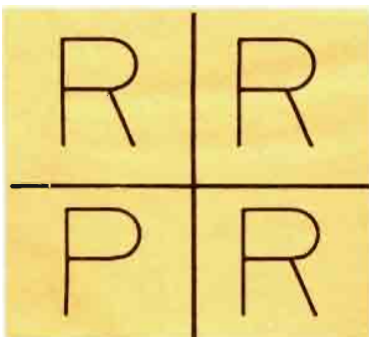
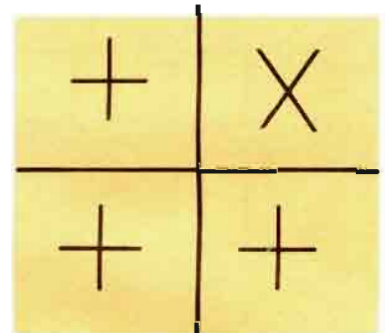
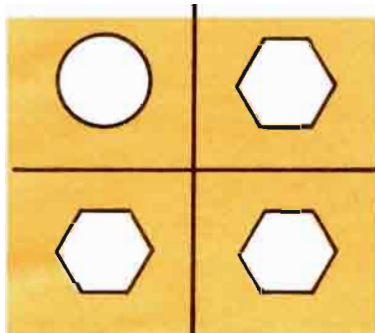
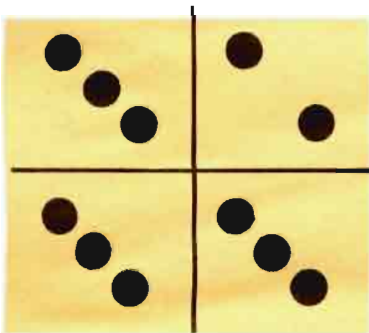


●●●●
 FOUR *cuatro* 4 **CUATRO** **IV** *cuatro* **FOUR** *four* **four**

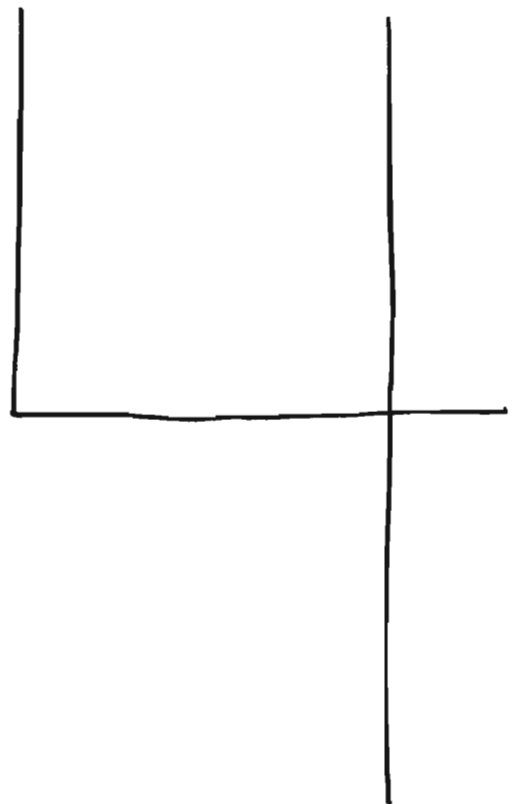
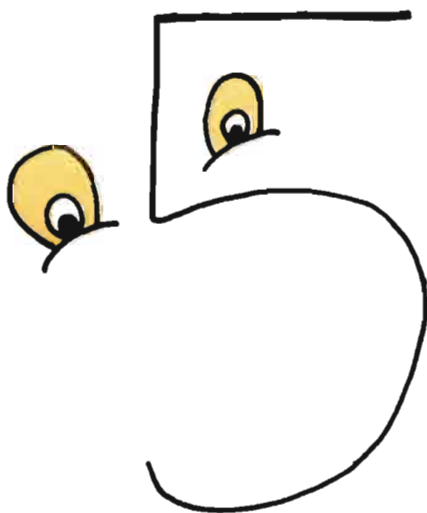



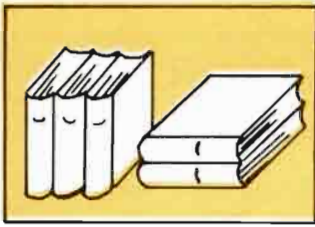
Which one isn't like the others?

¿Cuál no es igual que los otros?



MAKE SOMETHING FROM A NUMBER
Haga algo de un número

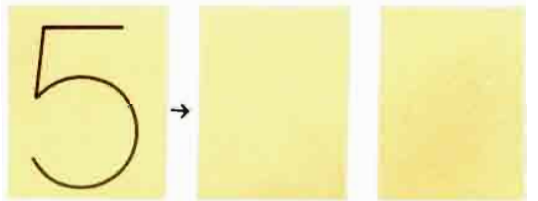





FIVE cinco 5

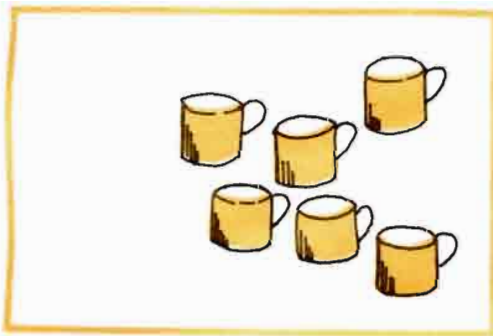
CINCO

FIVE five

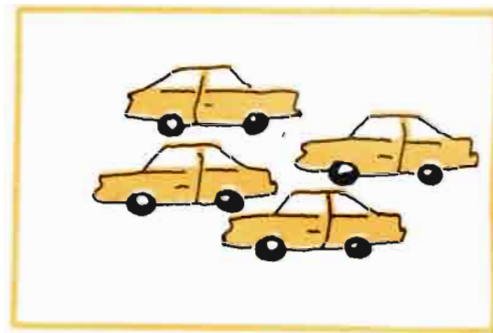


Please circle the number of things in each picture.


Favor de poner un círculo en el número de cosas en cada dibujo.



- 3
4
5
6



- 4
5
6
7



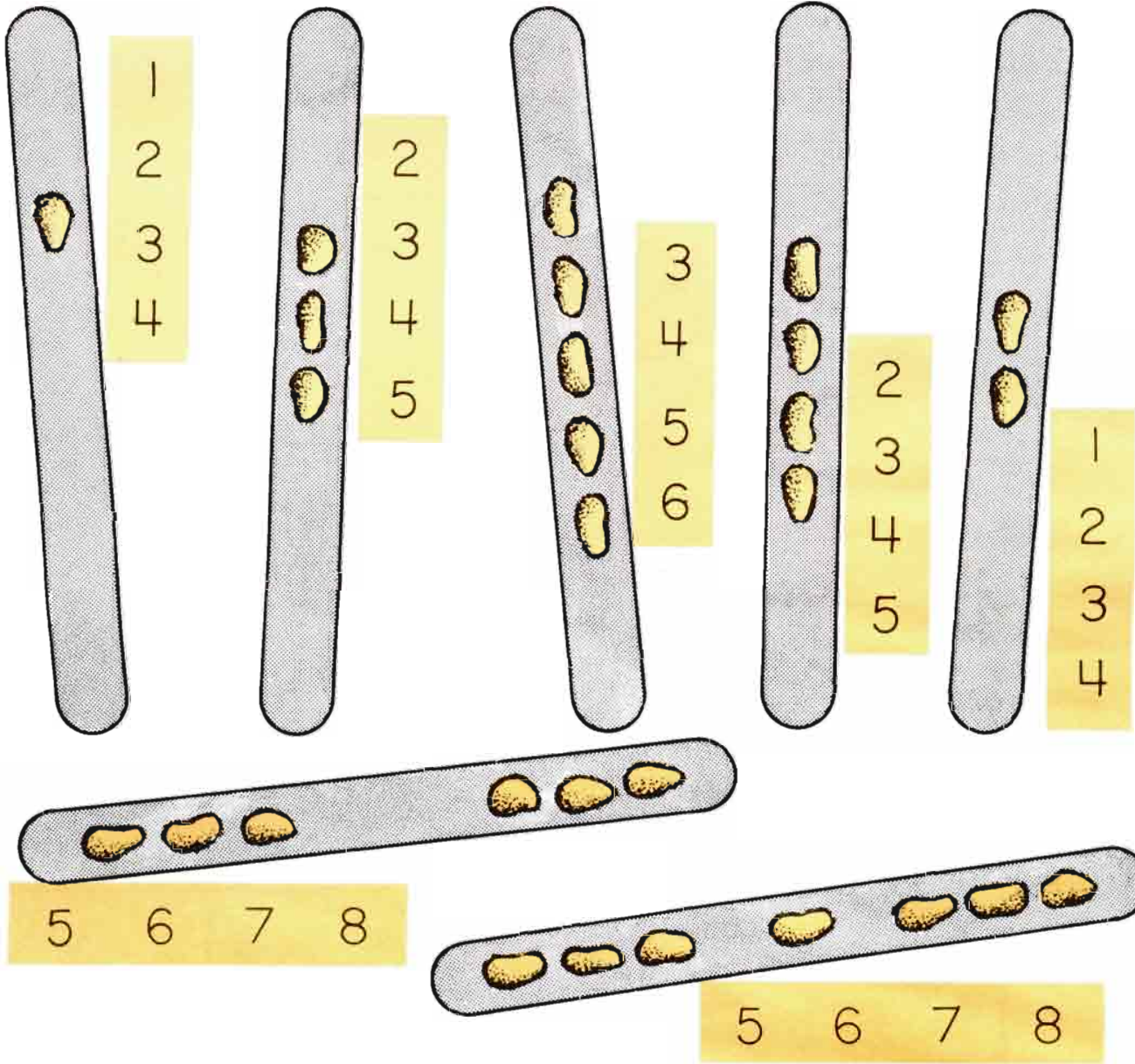
- 5
6
7
8



- 6
7
8
9

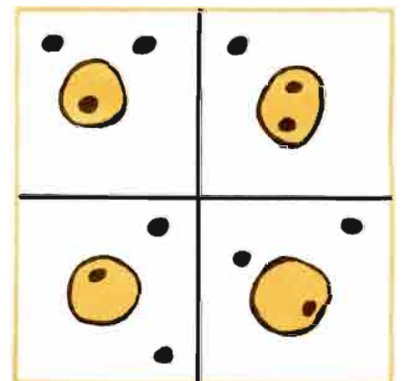
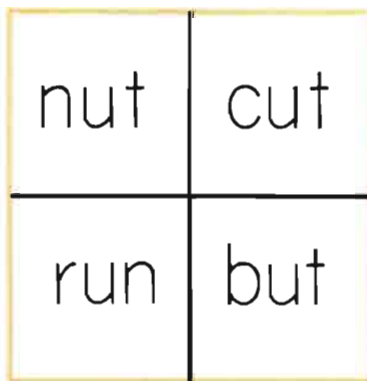

How many beans on each stick?


¿Cuántos frijoles hay en cada palo?



Which one isn't like the others?

¿Cuál no es igual que los otros?





SIX

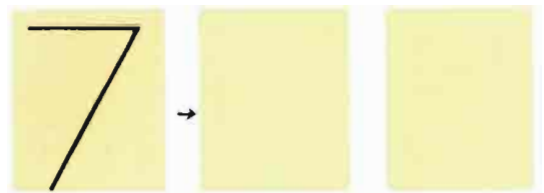

seis

6

seis VI

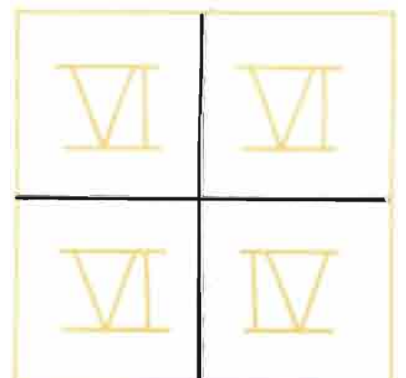
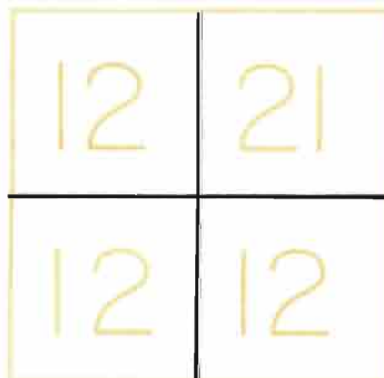


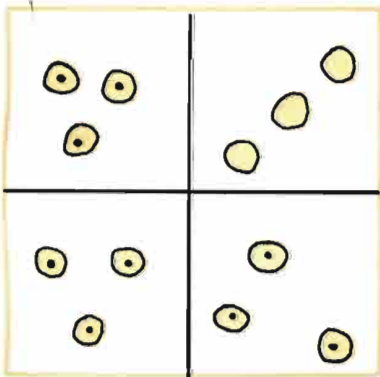
seis
SIX


six
six



Which one isn't like the others?

¿Cuál no es igual que los otros?





Cover Art
The Kindergarten class of Pat Spencer at La Mesa School

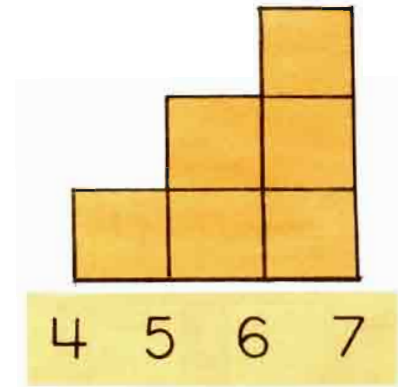
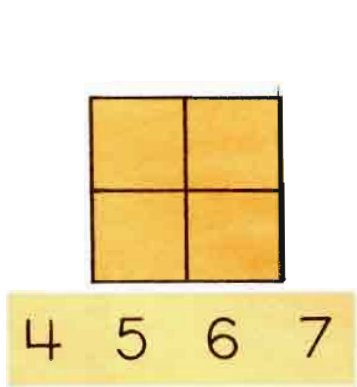
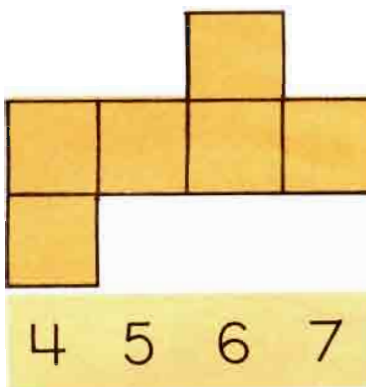
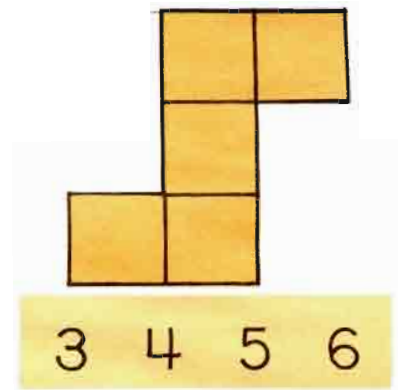
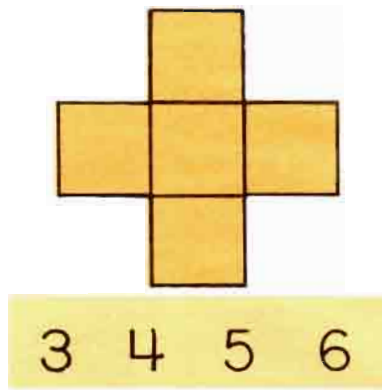
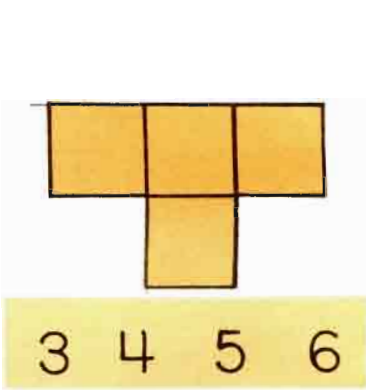
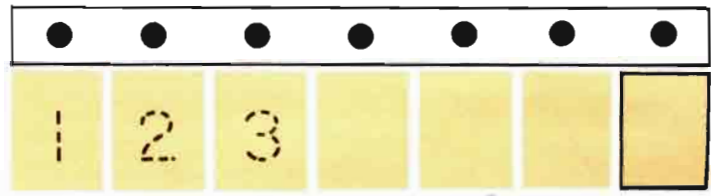
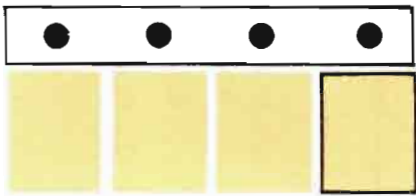
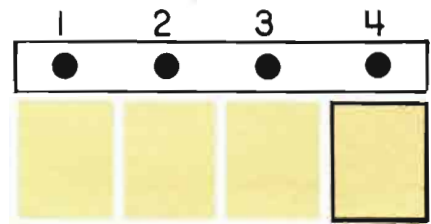
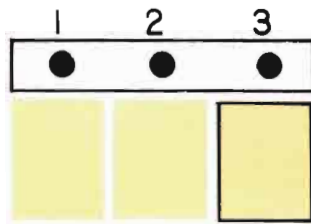
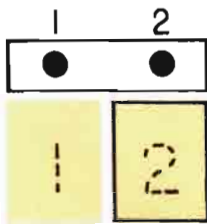
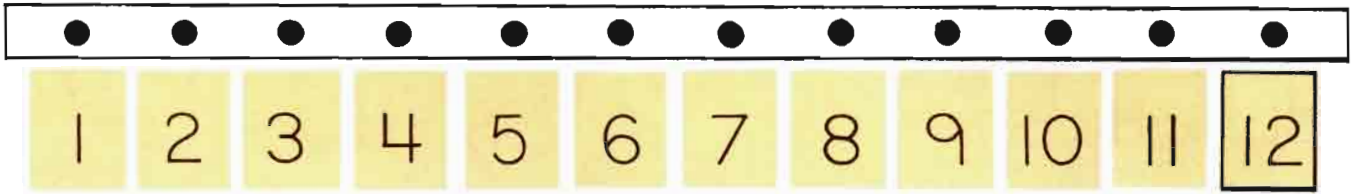
Art Staff
TOM GUNDELFINGER
A. BAKIRAHÖ

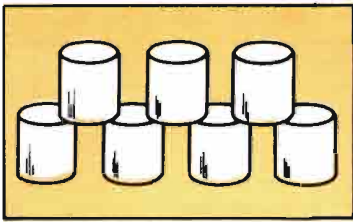
Editor and General Manager
ROBERT BECK

Art and Production Manager
LIESELOTTE ESSER

© 1974, CURRICULUM DEVELOPMENT ASSOCIATES, INC.
787 Foam Street
Monterey, CA 93940

Suite 414, 1211 Conn. Ave., NW
Washington, DC 20036







●●●●●●●
SEVEN


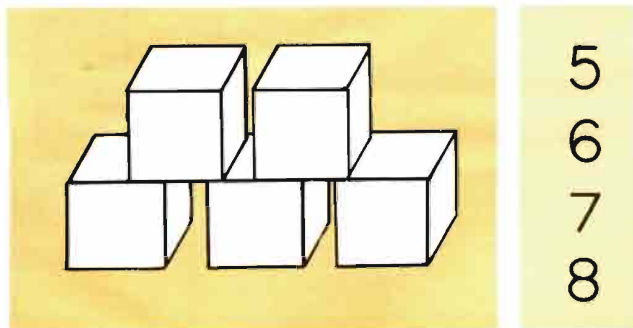


siete 7 SIETE VII

SEVEN
siete seven seven



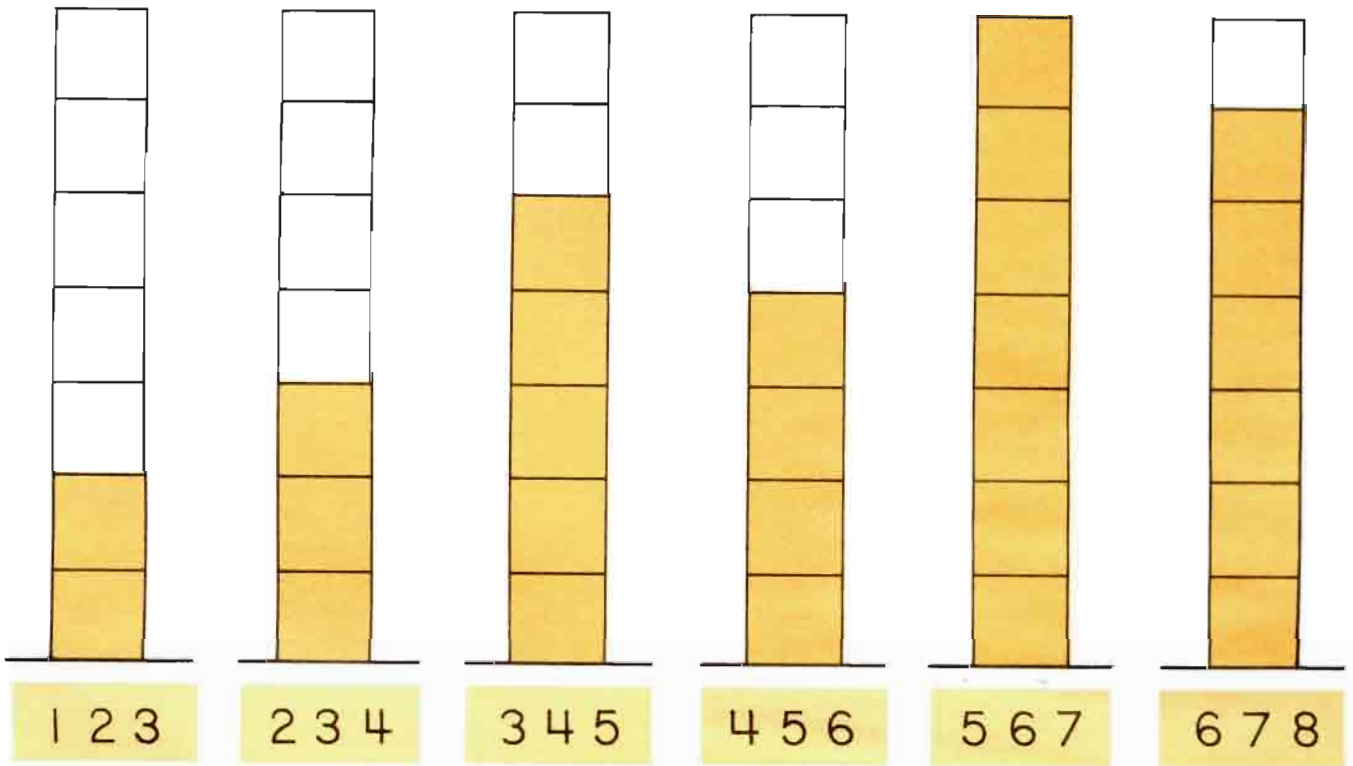
Please circle the number of things in each picture.

Favor de poner un círculo en el número de cosas en cada dibujo.



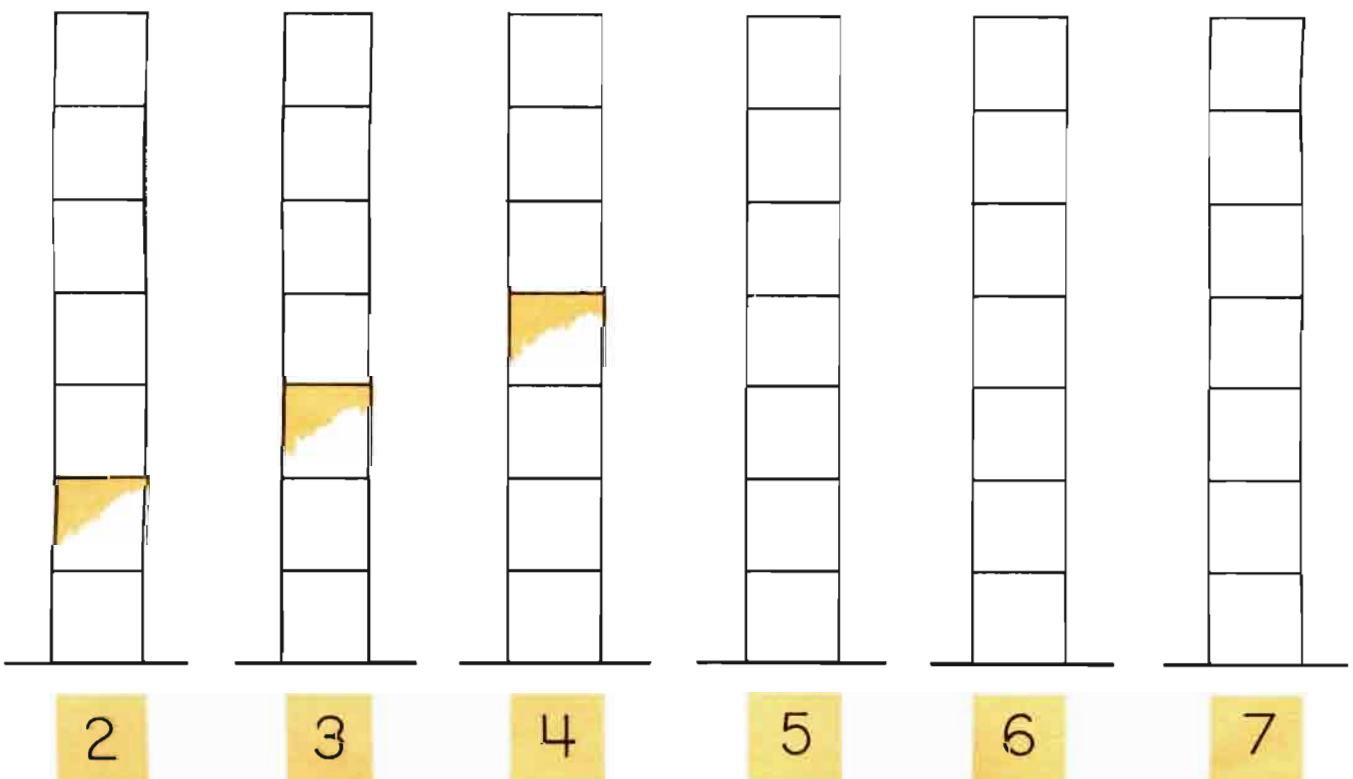
How many blocks are colored?

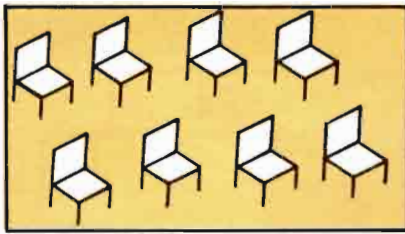
Cuántos bloques están pintados de color?



Please color the number of blocks given.

Favor de pintar de color el número de bloques dados.





EIGHT

ocho


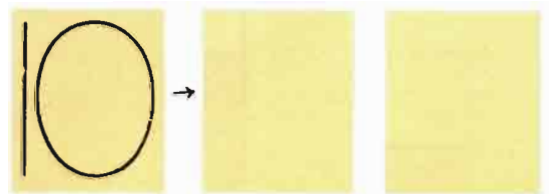


8

OCHO

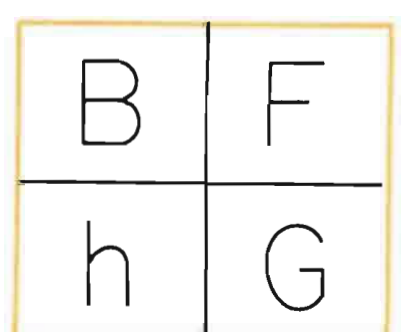
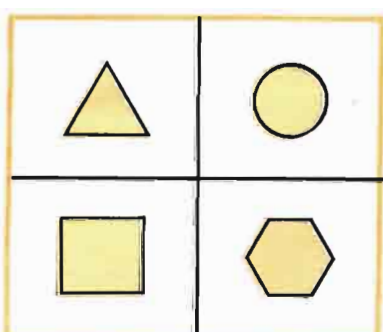
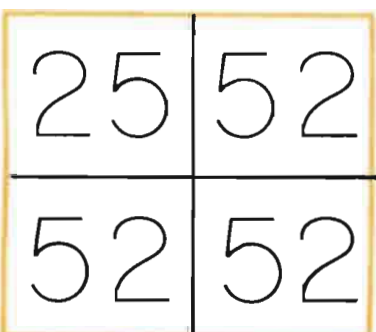
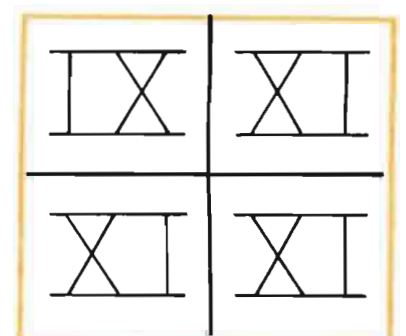
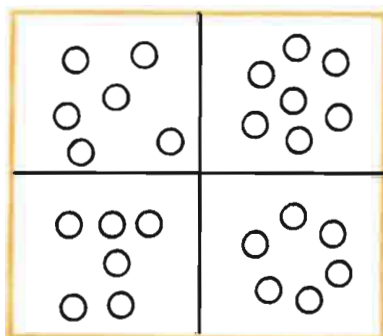
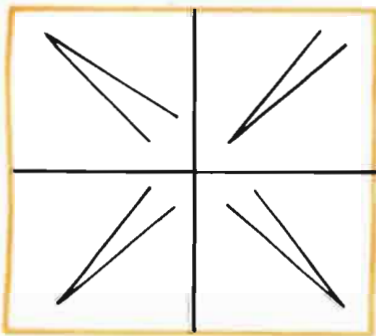
VIII

EIGHT

eight



Which one isn't like the others?
¿Cuál no es igual que los otros?



1	2	3	4	5	6	7	8	9	10	11	12
---	---	---	---	---	---	---	---	---	----	----	----

1
1

1 2
1 2

1 2 3		

1
2

1
2

1 2	
3 4	
1 2	
3	

1 2 3		
4 5 6		

1



1
2
3

1 2	
3 4	
5 6	

1 2 3		
4 5 6		
7 8 9		

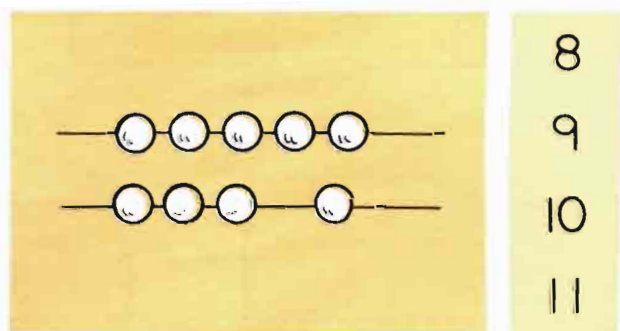



1		
---	--	--

1	2						
---	---	--	--	--	--	--	--




Please circle the number of things in each picture.



Favor de poner un círculo en el número de cosas en cada dibujo.

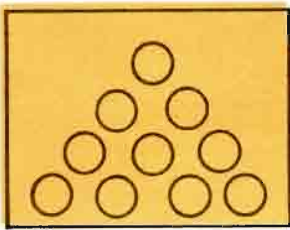


FIND THE NUMBER IN EACH PICTURE


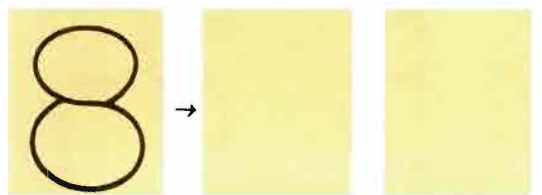
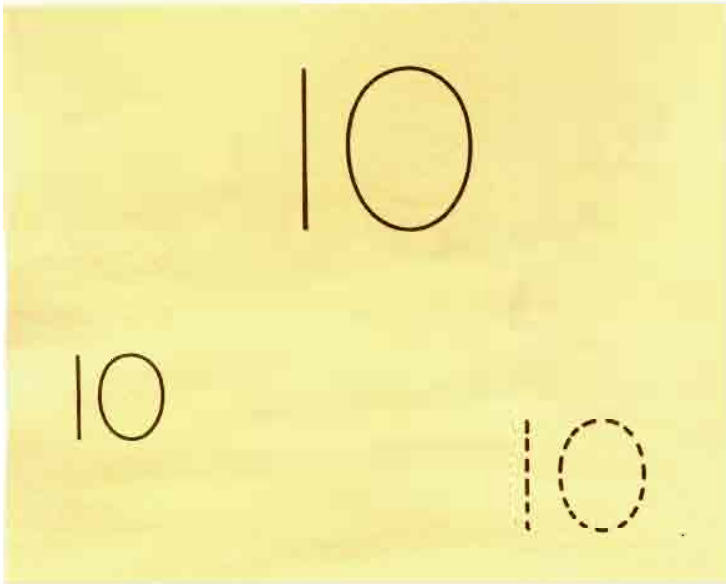
Encuentre el número en cada retrato




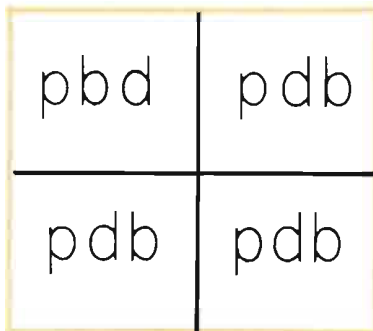
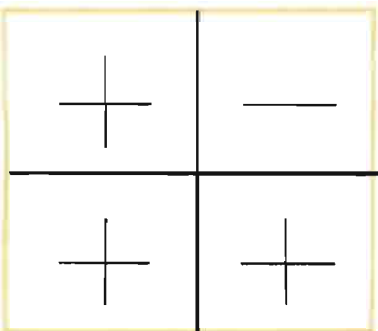
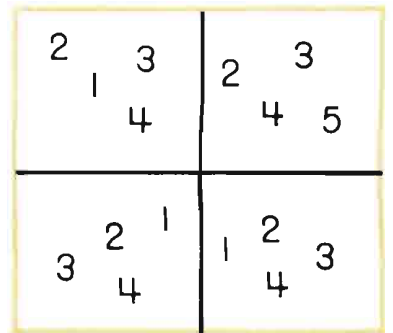
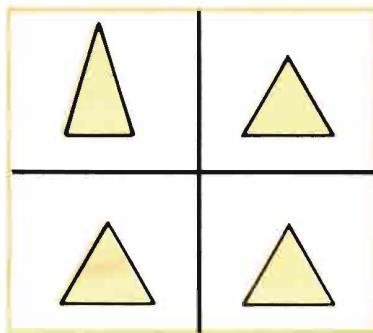





TEN diez 10 DIEZ X TEN diez ten



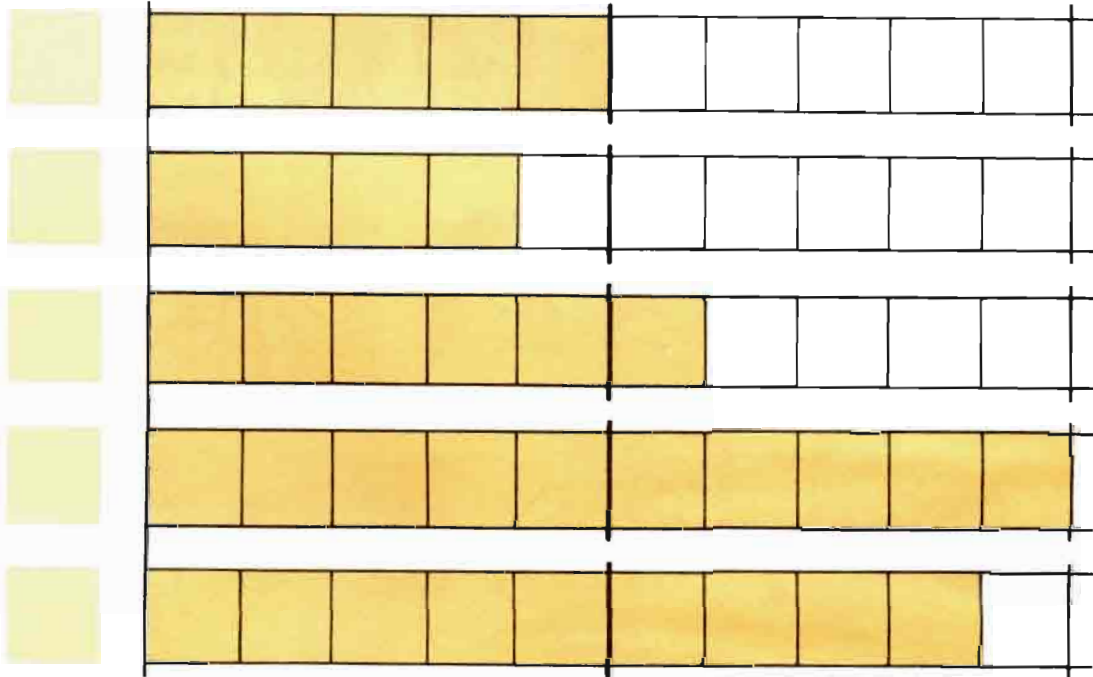
Which one isn't like the others?
¿Cuál no es igual que los otros?



- 1
- 2
- 3
- 4
- 5
- 6
- 7
- 8
- 9
- 10
- 11
- 12


How many blocks are colored?

¿Cuántos bloques están pintados de color?



Please color the number of blocks given.


Favor de pintar de color el número de bloques dados.




I HAVE
yo tengo

CIRCLE HOW MANY
ponga un círculo en los que usted tenga


BROTHERS
hermanos



SISTERS
hermanas



CATS
gatos




FISH
pescados




DOGS
perros



RABBITS
conejos



TURTLES
tortugas



1

2

3

4

5

6

7

8

9

10

11

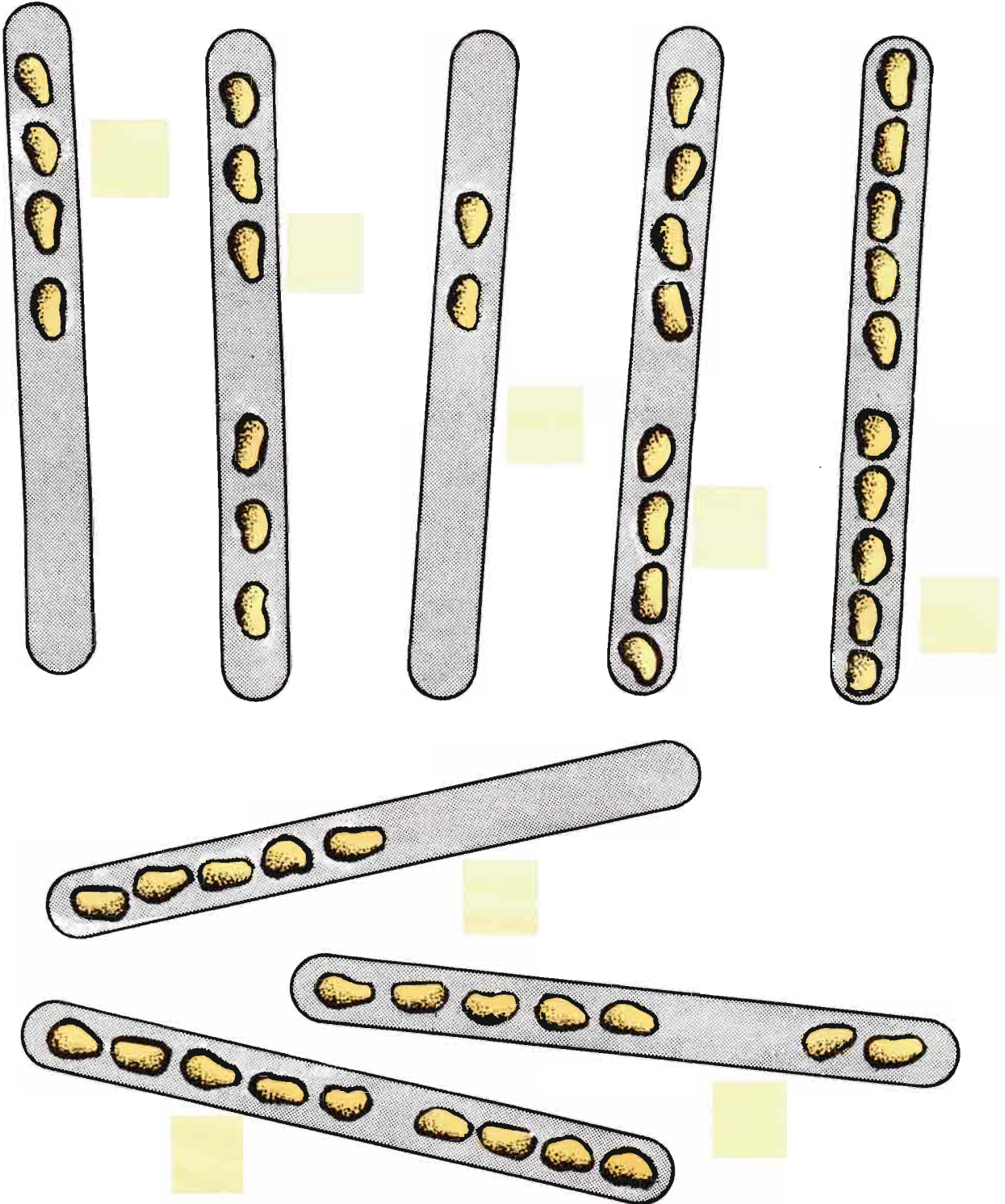
12

13

14


How many beans on each stick?

¿Cuántos frijoles hay en cada palo?



Please use counters.

Favor de usar los objetos que tenga para contar.



$2 + 0 = \square$

$2 + 2 = \square$

$2 + 1 = \square$


$2 + 3 = \square$

Please make up two examples of your own.

Favor de hacer dos ejemplos suyos.

$\square + \square = \square$

$\square + \square = \square$



$1 + 1 = \square$

$3 + 3 = \square$

$2 + 2 = \square$



$4 + 4 = \square$

Please make up two examples of your own.


Favor de hacer dos ejemplos suyos.

$\square + \square = \square$

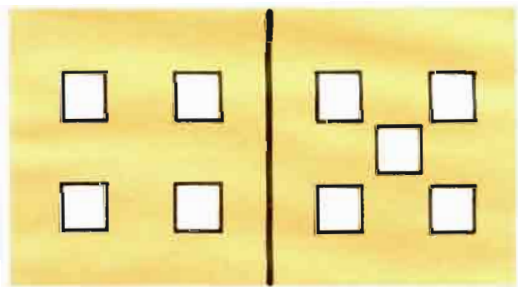

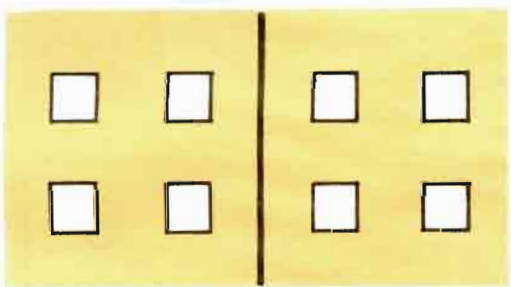

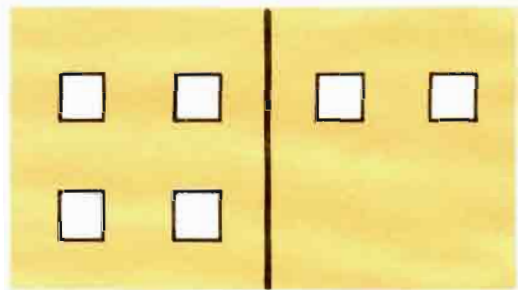

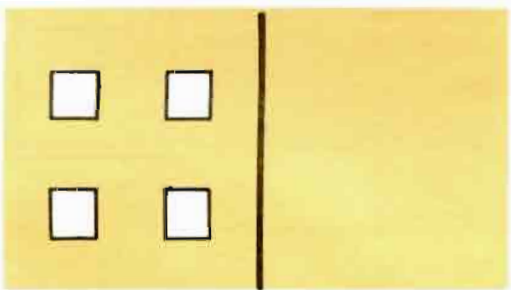
$\square + \square = \square$



plus equals




más son










Find the 2 sticks indicated.

Halle los dos palitos indicados.





Show the total number of beans.
Enseñe el número total de frijoles.



Bean sticks
Palos para frijoles

1, 2, 3, 4, 5, 6



$$\begin{array}{r} 2 \\ \hline + 5 \\ \hline \end{array}$$

$$\begin{array}{r} 6 \\ \hline + 1 \\ \hline \end{array}$$


$$\begin{array}{r} 3 \\ \hline + 4 \\ \hline \end{array}$$

$$\begin{array}{r} 5 \\ \hline + 2 \\ \hline \end{array}$$

$$\begin{array}{r} 1 \\ \hline + 6 \\ \hline \end{array}$$

Total

1, 2, 3, 4, 5, 6, 7, 8, 9



$$\begin{array}{r} 1 \\ \hline + 9 \\ \hline \end{array}$$

$$\begin{array}{r} 2 \\ \hline + 8 \\ \hline \end{array}$$

$$\begin{array}{r} 3 \\ \hline + 7 \\ \hline \end{array}$$

$$\begin{array}{r} 4 \\ \hline + 6 \\ \hline \end{array}$$

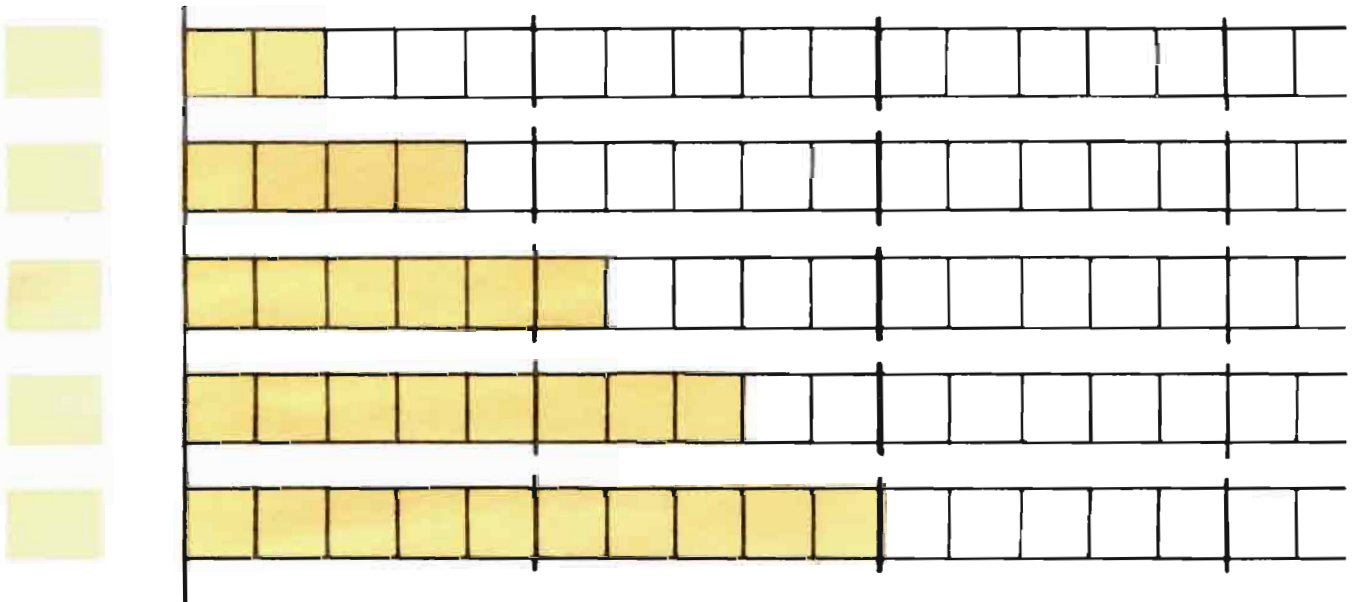
$$\begin{array}{r} 5 \\ \hline + 5 \\ \hline \end{array}$$

Total

3 4 5 6 7 8 9 10 11 12 13 14 15 16

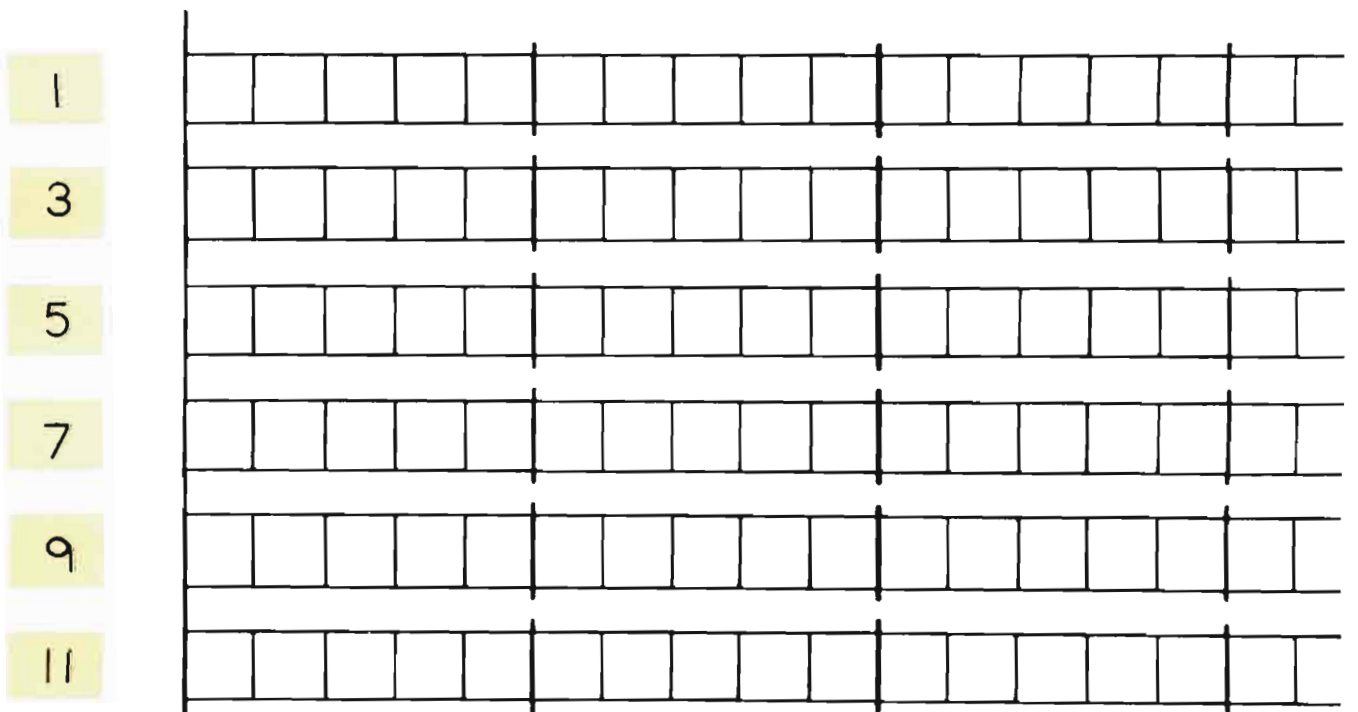
How many blocks are colored?


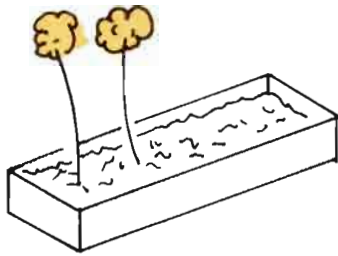
¿Cuántos bloques están pintados de color?



Please color the number of blocks given.

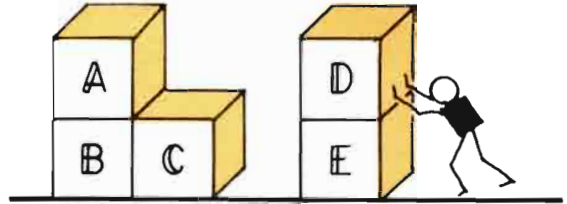
Favor de pintar de color el número de bloques dados.







$$2 + 4 = \square$$

plus equals



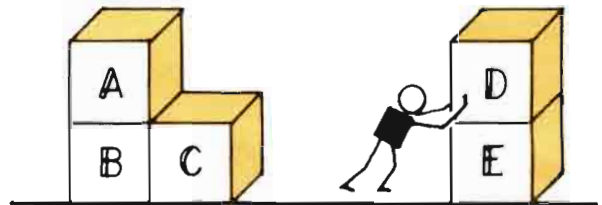
$$3 + 2 = \square$$

más son



$$6 - 4 = \square$$

minus equals

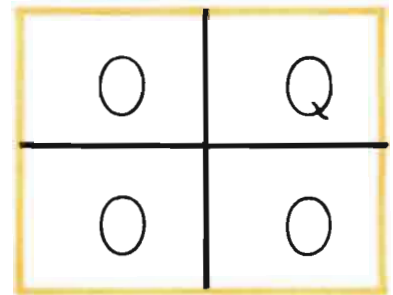
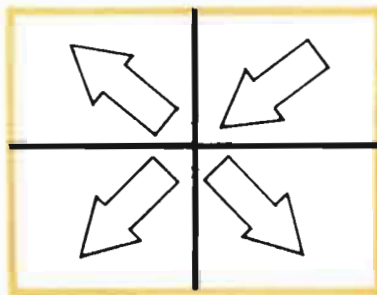
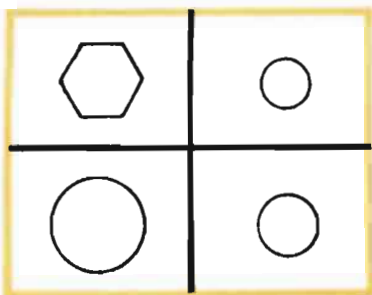


$$5 - 2 = \square$$

menos son

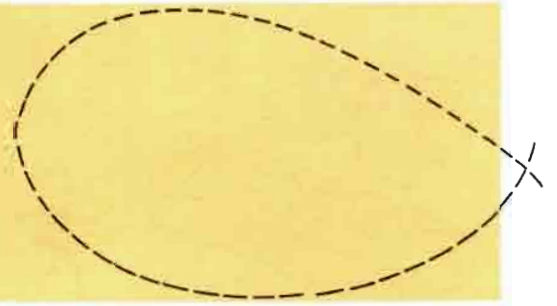
Which one isn't like the others?

¿Cuál no es igual a los otros?



Please use counters.

Favor de usar objetos para contar.



$5 - 1 =$

$5 - 0 =$

$5 - 3 =$


$5 - 5 =$

Please make up two examples of your own.

Favor de hacer ejemplos suyos.

$5 - =$

$5 - =$



$6 - 1 =$

$6 - 3 =$

$6 - 2 =$

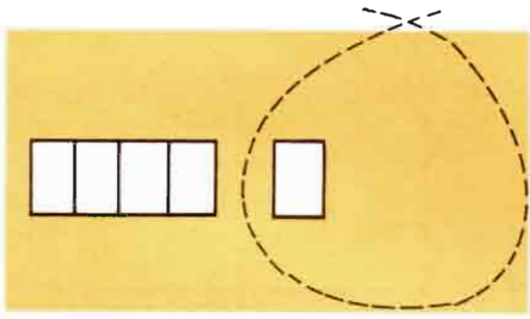
$6 - 4 =$

Please make up two examples of your own.

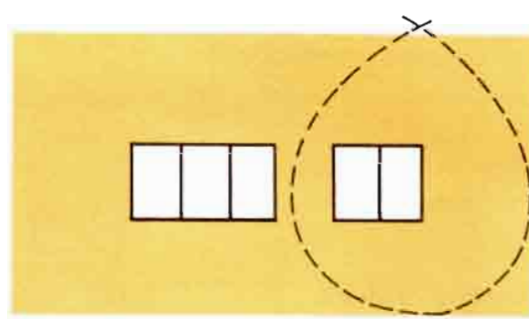
Favor de hacer ejemplos suyos.

$6 - =$

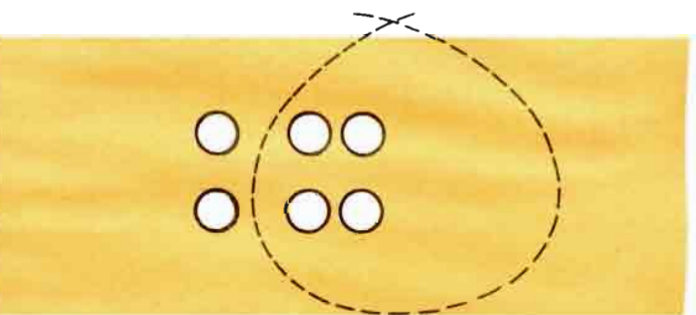
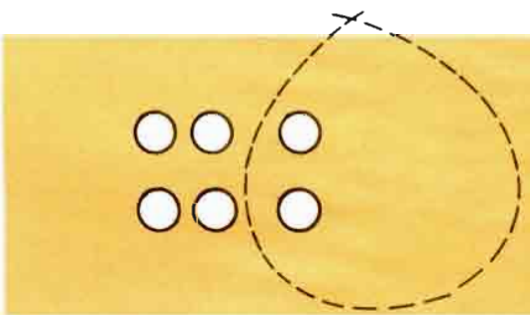
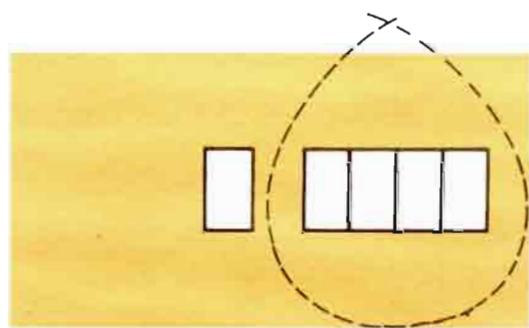
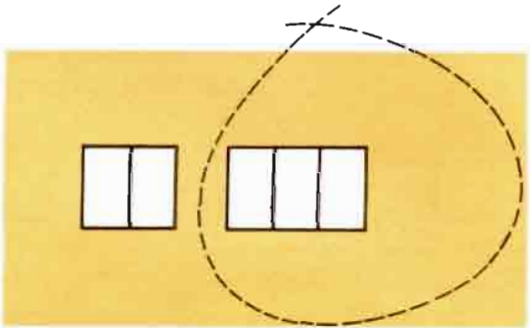
$6 - =$



minus equals



menos son



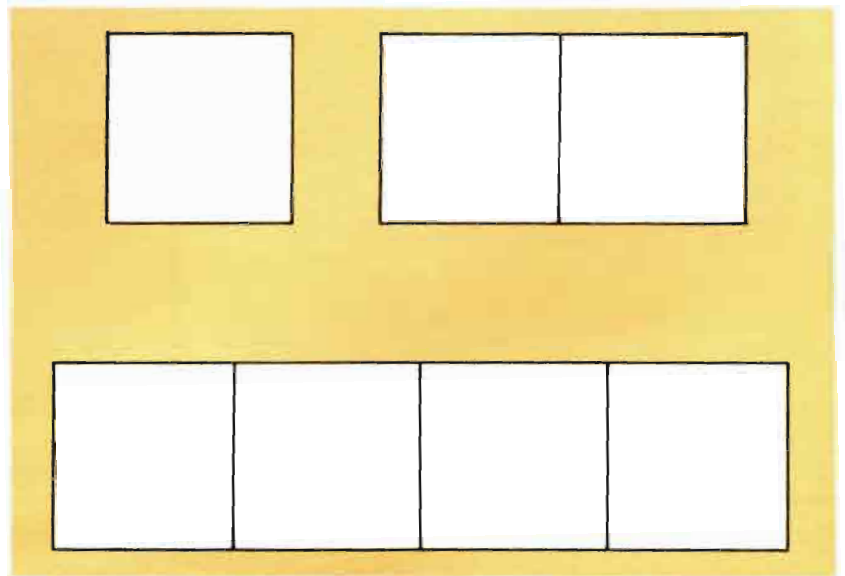
Windows and Panes

If a counter is placed on one pane, then a counter must be placed on each pane in that window.
Only one counter on any one pane.

Ventanas y Vidrios

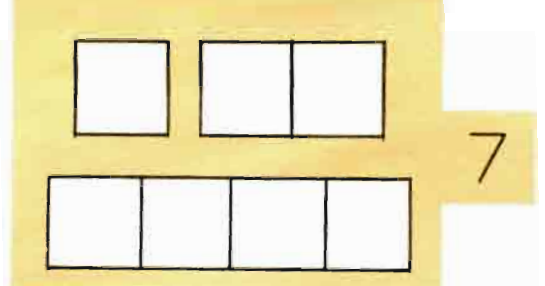
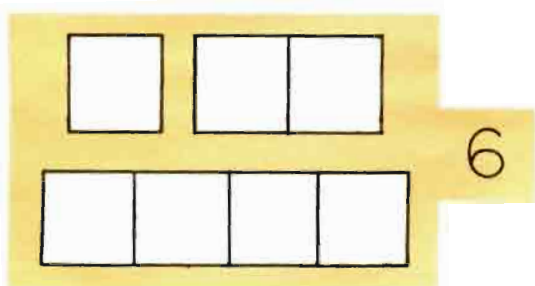
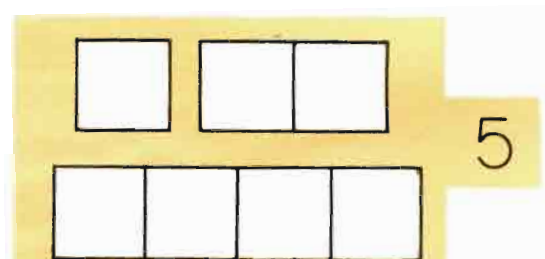
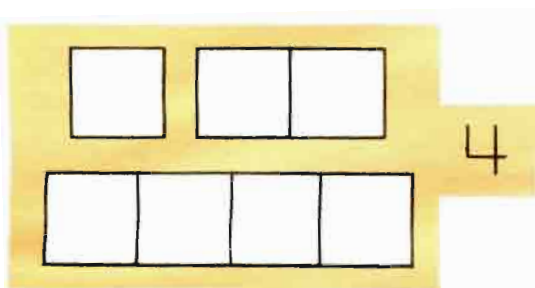
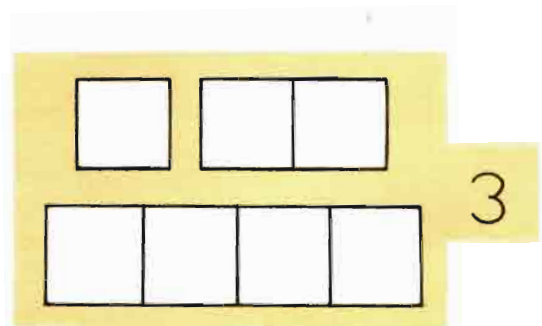
Si el objeto para contar es puesto en un vidrio, después el objeto para contar debe ponerse en cada vidrio en esa ventana.


No más de un objeto para contar en cada uno de los vidrios.



Please color in windows to show each combination.

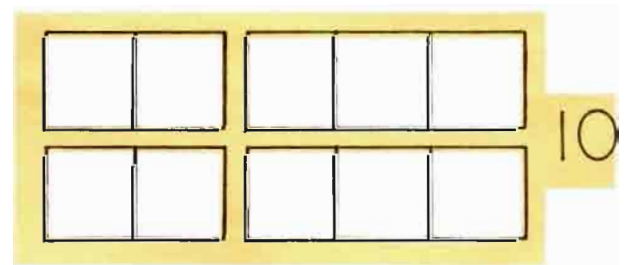
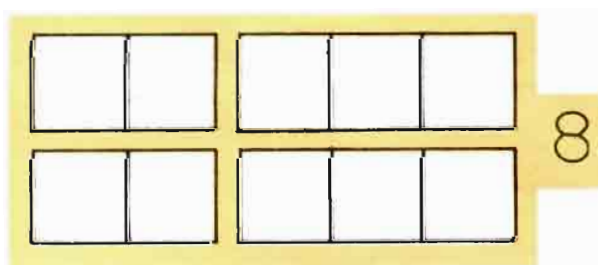
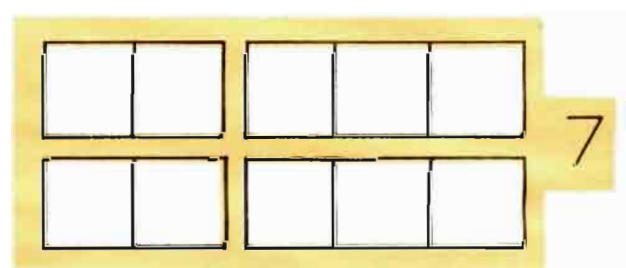
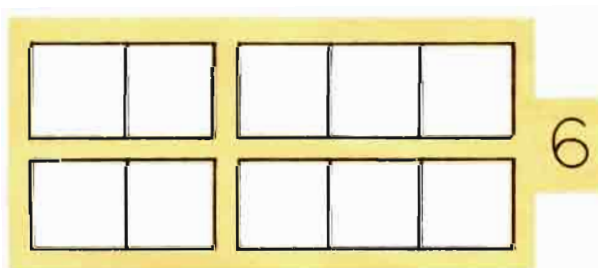
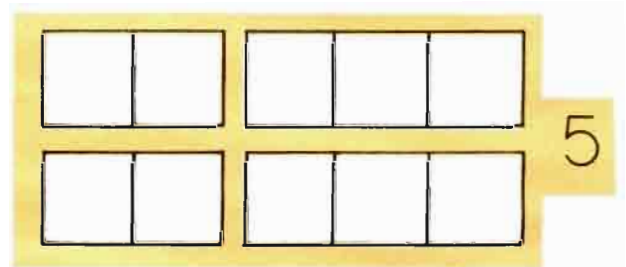
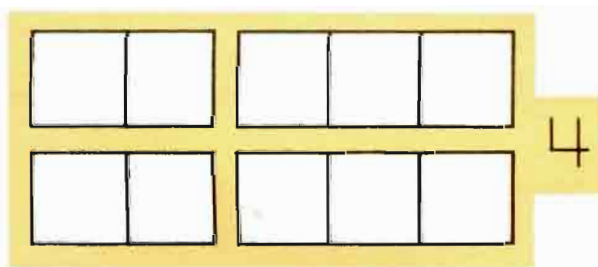
Favor de pintar de color las ventanas para demostrar la combinación.






Please color in windows to show each combination.

Favor de pintar de color las ventanas para demostrar la combinación.






You may use counters to act out the examples.

Puede usar objetos para contar, como en los ejemplos.

$\begin{array}{r} 1 \\ + 6 \\ \hline \end{array}$	$\begin{array}{r} \\ + \\ \hline \end{array}$	$\begin{array}{r} \\ + \\ \hline \end{array}$	$\begin{array}{r} \\ + \\ \hline \end{array}$
	7	7	7

Please make up examples of your own.
Favor de hacer ejemplos suyos.

$\begin{array}{r} \\ + \\ \hline \end{array}$	$\begin{array}{r} \\ + \\ \hline \end{array}$	$\begin{array}{r} \\ + \\ \hline \end{array}$	$\begin{array}{r} \\ + \\ \hline \end{array}$



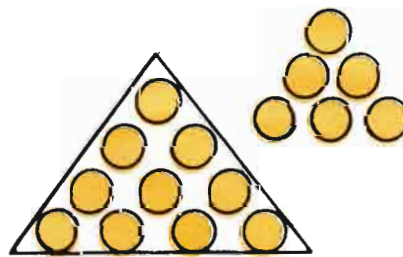
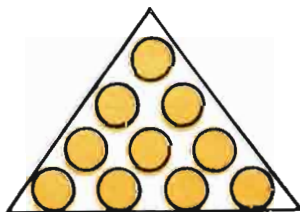


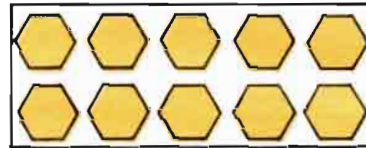
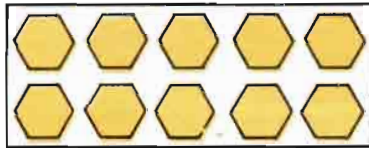


$\begin{array}{r} 7 \\ - 6 \\ \hline \end{array}$	$\begin{array}{r} \\ - \\ \hline \end{array}$	$\begin{array}{r} \\ - \\ \hline \end{array}$	$\begin{array}{r} \\ - \\ \hline \end{array}$
	1	1	1

Please make up examples of your own.
Favor de hacer ejemplos suyos.

$\begin{array}{r} \\ - \\ \hline \end{array}$	$\begin{array}{r} \\ - \\ \hline \end{array}$	$\begin{array}{r} \\ - \\ \hline \end{array}$	$\begin{array}{r} \\ - \\ \hline \end{array}$

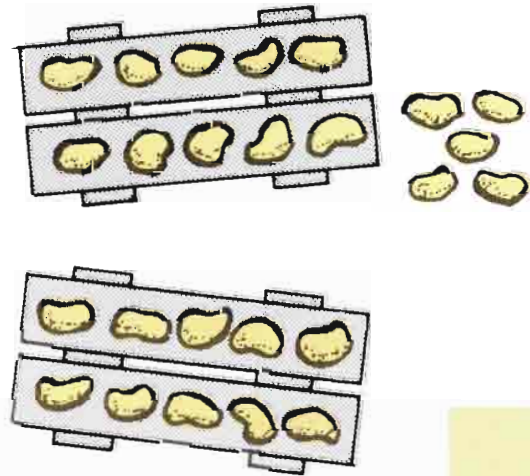
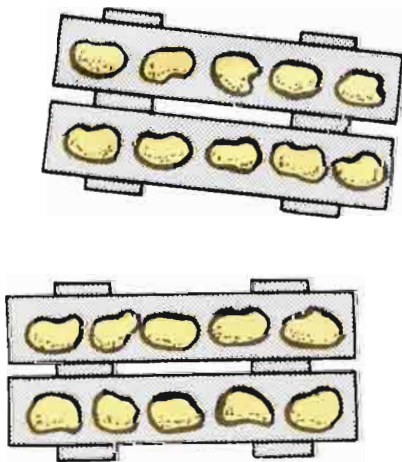

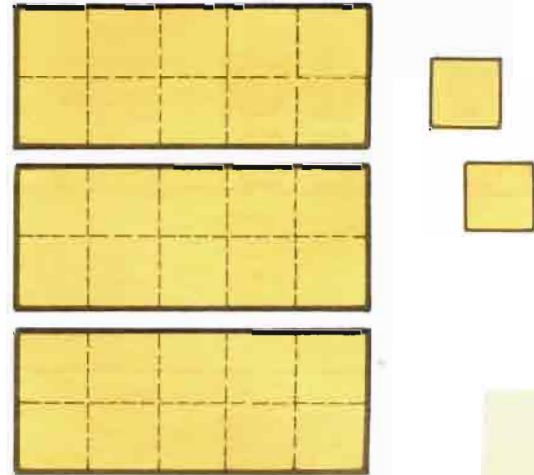

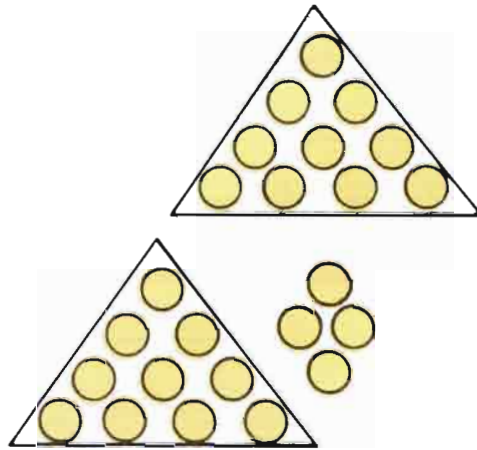

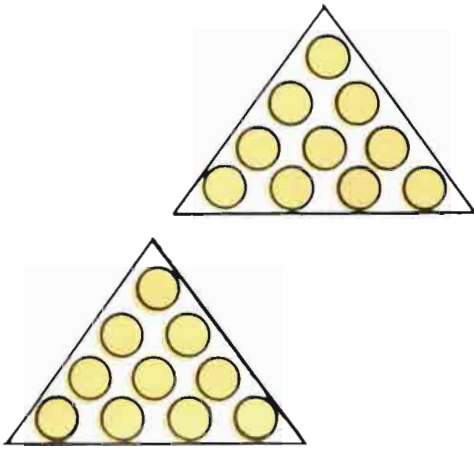
How many?

¿Cuántos?



How many?

¿Cuántos?







Total _____





Total _____







Please add the missing beans.



	7
	<u>+5</u>

Total _____



	6
	<u>+6</u>

	5
	<u>+7</u>



	7
	<u>+6</u>



	7
	<u>+7</u>



Favor de agregar los frijoles que faltan.



	8
	<u>+8</u>

Total _____

	7
	<u>+9</u>

	7
	<u>+8</u>

	9
	<u>+7</u>

	9
	<u>+9</u>

EN NUESTRA CLASE HAY ...
In our class there are ...

	15	
	14	
	13	
	12	
	11	
	10	
	9	
	8	
	7	
	6	
	5	
	4	
	3	
	2	
	1	



NIÑOS
boys

NIÑAS
girls

¿ HAY MAS NIÑAS O MAS NIÑOS ?


Are there more girls or more boys? _____

All together and "IN and OUT"

Todos juntos y "DENTRO y AFUERA"

All together and "IN and OUT "


Todos juntos y "DENTRO y AFUERA"



ALL
IN
OUT

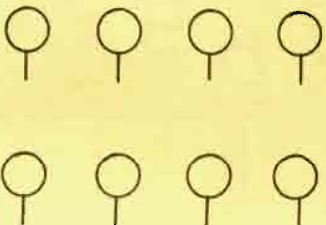
2

A 2x4 grid of eight triangles. To the right is a vertical bar with three sections: the top section is empty, the middle section contains the number 2 inside a circle with an 'X' at the top, and the bottom section is empty. The word 'ALL' is to the left of the top section, 'IN' is to the left of the middle section, and 'OUT' is to the left of the bottom section.




4

A 3x3 grid of seven circles. To the right is a vertical bar with three sections: the top section is empty, the middle section contains the number 4 inside a circle with an 'X' at the top, and the bottom section is empty.




4

A 2x4 grid of eight circles. To the right is a vertical bar with three sections: the top section is empty, the middle section contains the number 4 inside a circle with an 'X' at the top, and the bottom section is empty.




1

A 3x3 grid of seven stars. To the right is a vertical bar with three sections: the top section is empty, the middle section contains the number 1 inside a circle with an 'X' at the top, and the bottom section is empty.




5

A 2x4 grid of eight diamonds. To the right is a vertical bar with three sections: the top section is empty, the middle section contains the number 5 inside a circle with an 'X' at the top, and the bottom section is empty.




3

A 3x3 grid of seven triangles. To the right is a vertical bar with three sections: the top section is empty, the middle section contains the number 3 inside a circle with an 'X' at the top, and the bottom section is empty.



8




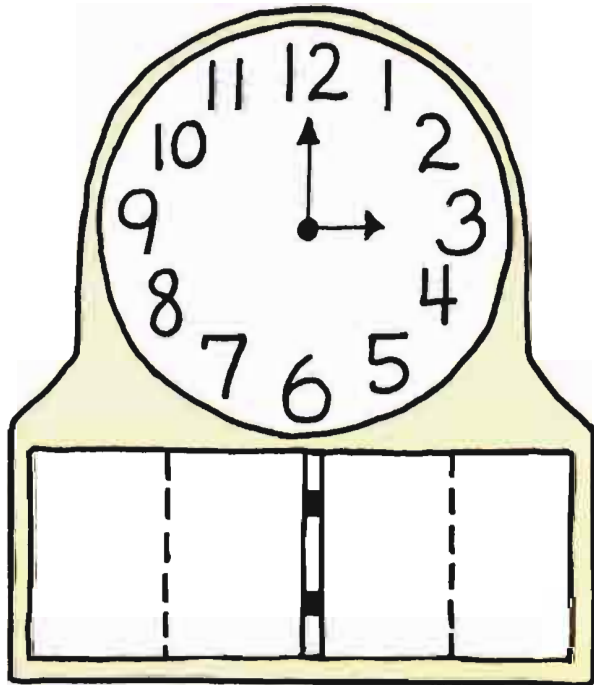
A 2x4 grid of eight apples. To the right is a vertical bar with three sections: the top section is empty, the middle section contains the number 8 inside a circle with an 'X' at the top, and the bottom section is empty.

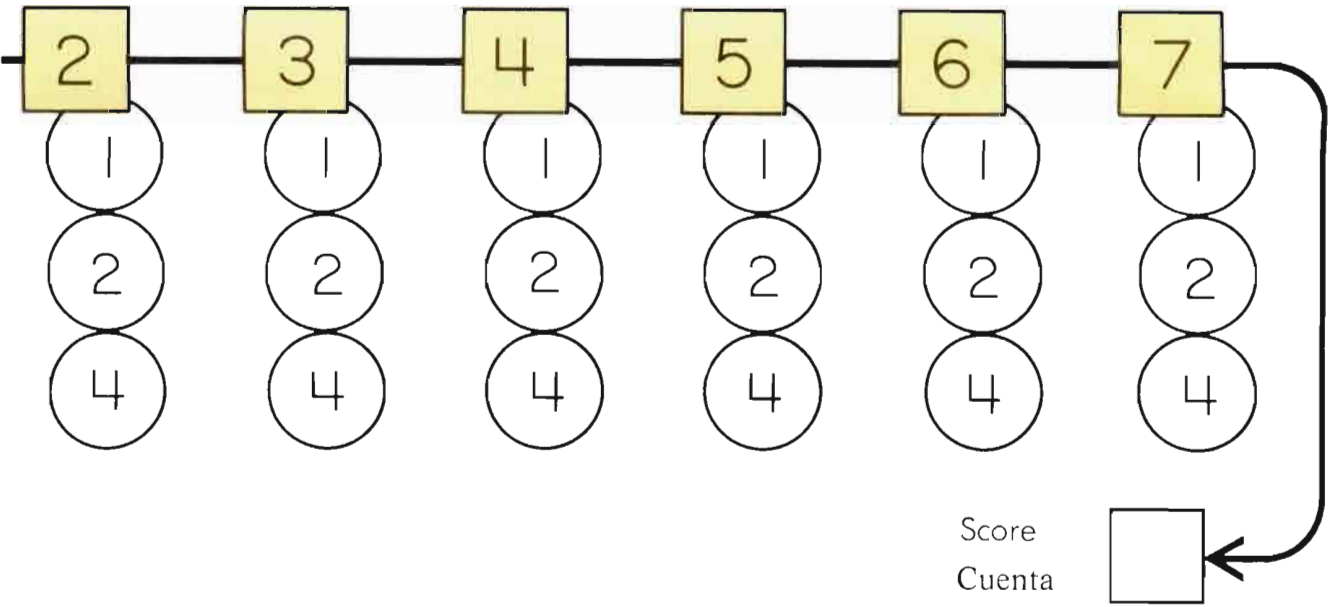




6

A 3x3 grid of seven octagons. To the right is a vertical bar with three sections: the top section is empty, the middle section contains the number 6 inside a circle with an 'X' at the top, and the bottom section is empty.

WHAT TIME IS IT ?
¿Qué hora es?







7

2	3
4	5

8

2	3
4	5

9

2	3
4	5

10

2	3
4	5

11

2	3
4	5

12

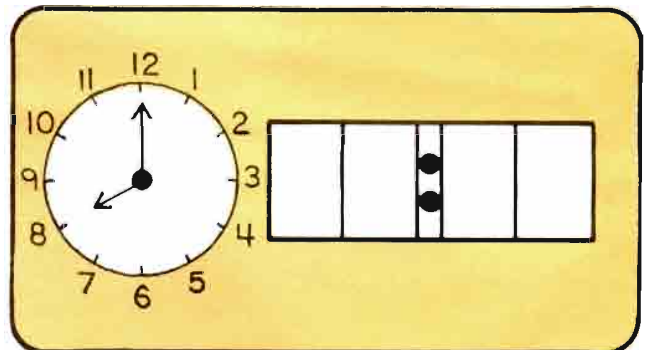
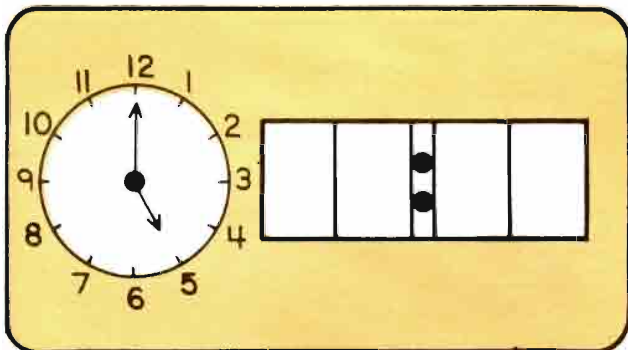










2	3
4	5



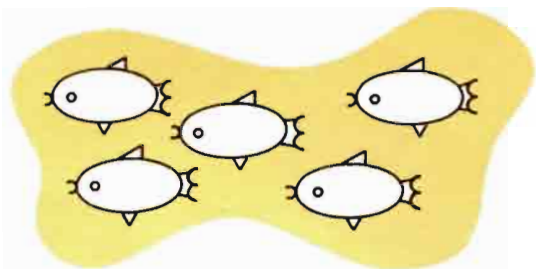
13

2	3
4	5

14

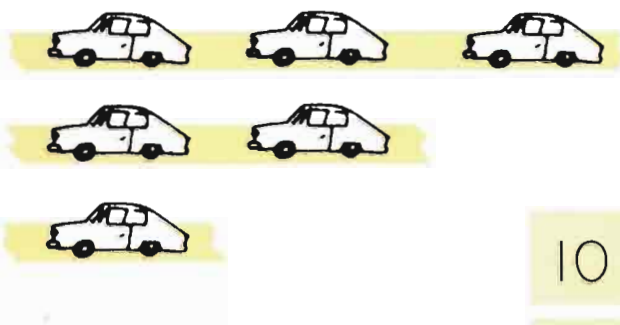
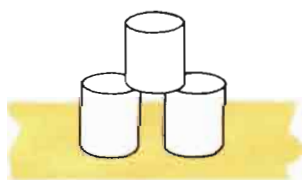
2	3
4	5





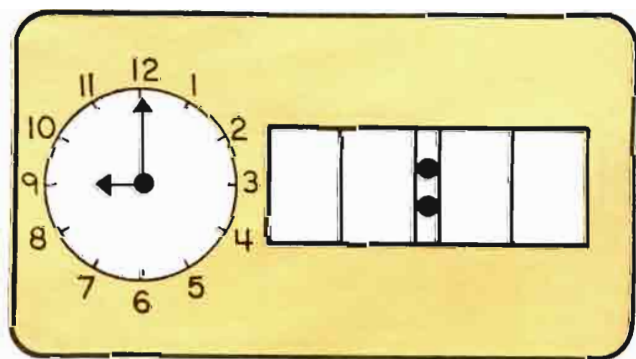
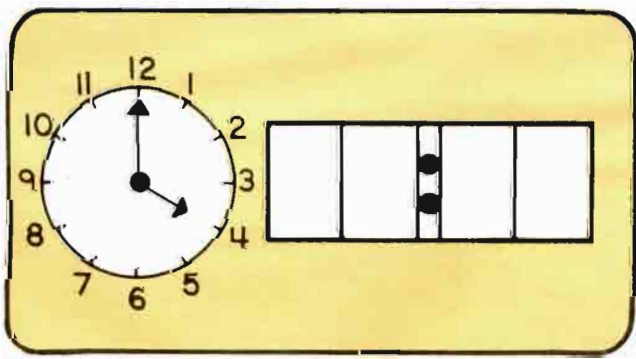

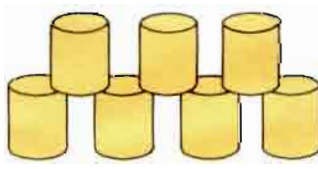
$$\begin{array}{r} 5 \\ + 4 \\ \hline \end{array}$$

$$\begin{array}{r} 3 \\ + 5 \\ \hline \end{array}$$






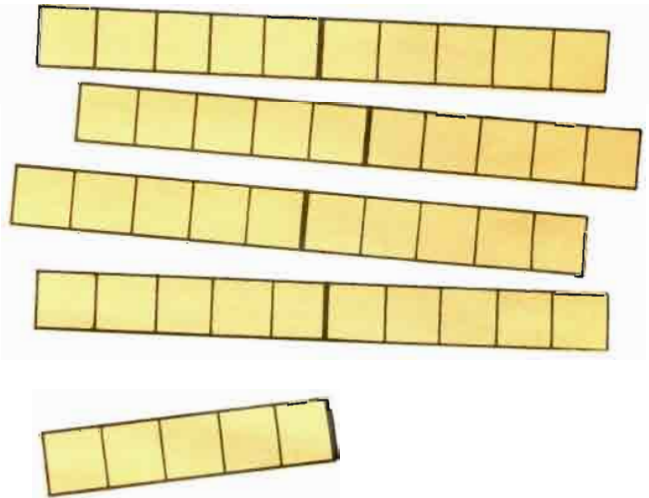
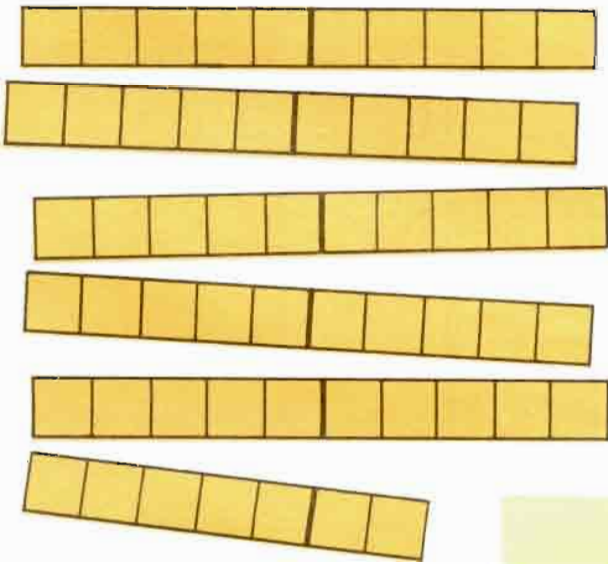
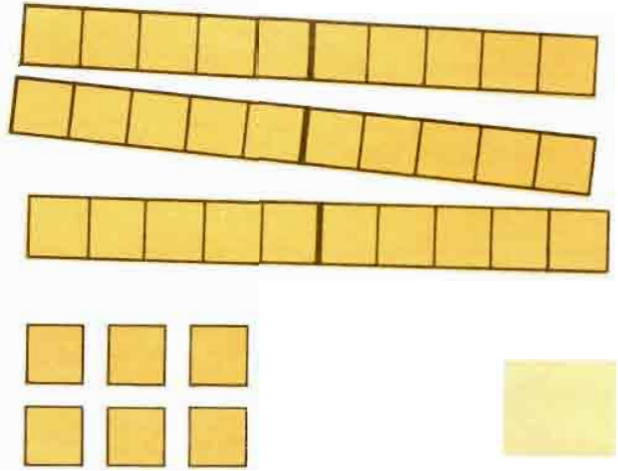
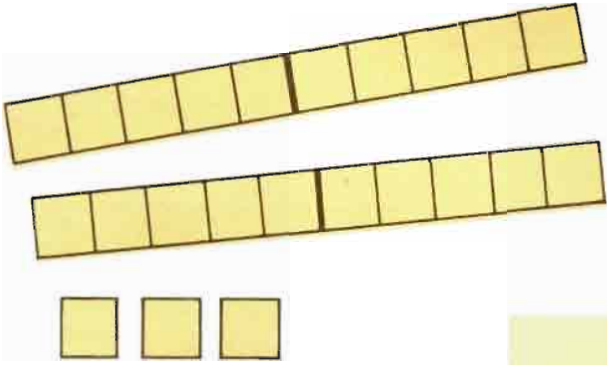
$$\begin{array}{r} 10 \\ - 7 \\ \hline \end{array}$$

$$\begin{array}{r} 10 \\ - 4 \\ \hline \end{array}$$




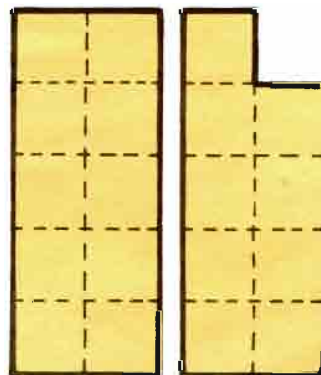


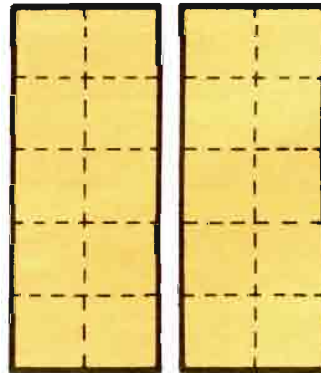



How many ?

¿Cuántos?



How many?

¿Cuántos?





$$\begin{array}{r} _ _ 6 \\ - _ _ 5 \\ \hline _ _ _ \end{array}$$

$$\begin{array}{r} _ _ 5 \\ + _ _ 6 \\ \hline _ _ _ \end{array}$$

$$\begin{array}{r} _ _ 6 \\ + _ _ 6 \\ \hline _ _ _ \end{array}$$

$$\begin{array}{r} _ _ 7 \\ + _ _ 6 \\ \hline _ _ _ \end{array}$$



$$\begin{array}{r} _ _ _ _ _ \\ + _ _ _ _ _ \\ \hline _ _ _ _ _ \end{array}$$

$$\begin{array}{r} _ _ 6 \\ + _ _ 7 \\ \hline _ _ _ \end{array}$$

$$\begin{array}{r} _ _ 7 \\ + _ _ 7 \\ \hline _ _ _ \end{array}$$

$$\begin{array}{r} _ _ 8 \\ + _ _ 7 \\ \hline _ _ _ \end{array}$$



$$\begin{array}{r} _ _ _ _ _ \\ + _ _ _ _ _ \\ \hline _ _ _ _ _ \end{array}$$

$$\begin{array}{r} _ _ 7 \\ + _ _ 6 \\ \hline _ _ _ \end{array}$$

$$\begin{array}{r} _ _ 8 \\ + _ _ 6 \\ \hline _ _ _ \end{array}$$

$$\begin{array}{r} _ _ 6 \\ + _ _ 8 \\ \hline _ _ _ \end{array}$$



$$\begin{array}{r} _ _ _ _ _ \\ + _ _ _ _ _ \\ \hline _ _ _ _ _ \end{array}$$

$$\begin{array}{r} _ _ 7 \\ + _ _ 8 \\ \hline _ _ _ \end{array}$$

$$\begin{array}{r} _ _ 8 \\ + _ _ 7 \\ \hline _ _ _ \end{array}$$

$$\begin{array}{r} _ _ 9 \\ + _ _ 7 \\ \hline _ _ _ \end{array}$$



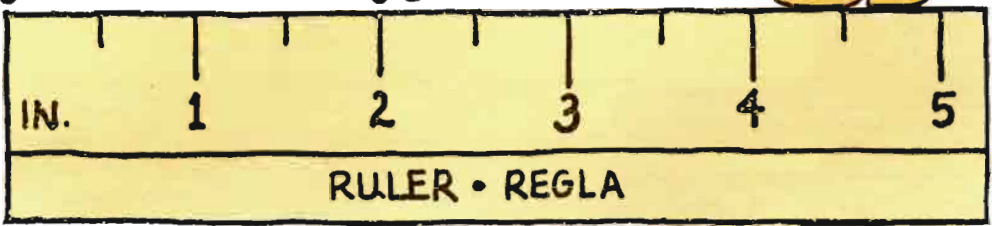

$$\begin{array}{r} _ _ _ _ _ \\ + _ _ _ _ _ \\ \hline _ _ _ _ _ \end{array}$$

$$\begin{array}{r} _ _ 5 \\ + _ _ 9 \\ \hline _ _ _ \end{array}$$

$$\begin{array}{r} _ _ 6 \\ + _ _ 9 \\ \hline _ _ _ \end{array}$$

$$\begin{array}{r} _ _ 9 \\ + _ _ 6 \\ \hline _ _ _ \end{array}$$


MEASURE
Medida



----- INCHES
pulgadas

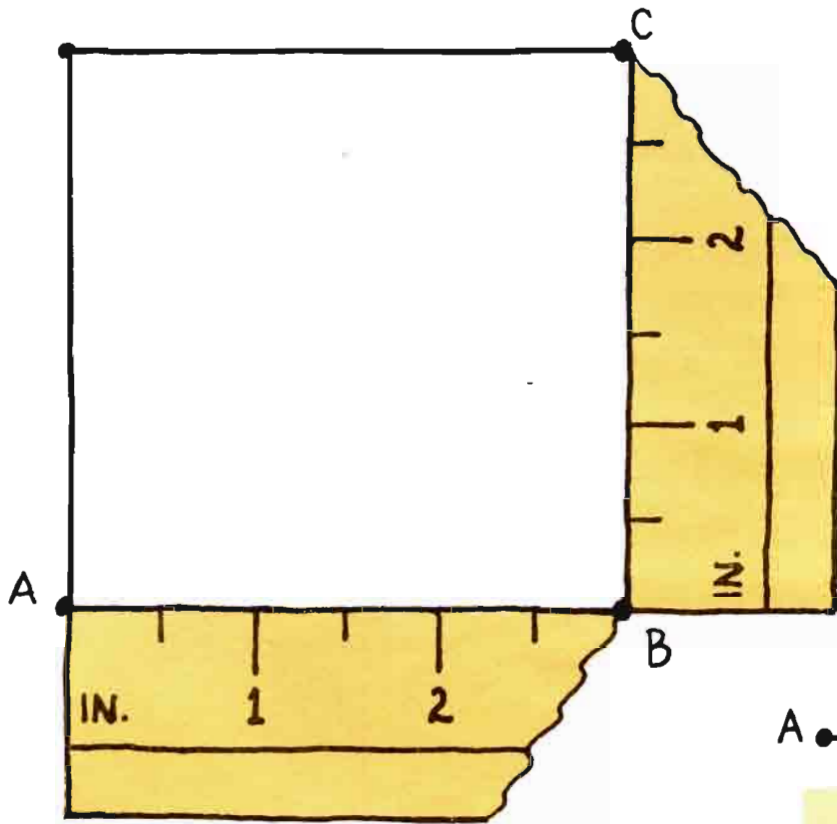


MEDIDA
measure



----- PULGADAS
inches

¡ MIDIENDO MAS !
More measuring !



B — C



PULGADAS
inches

A — B

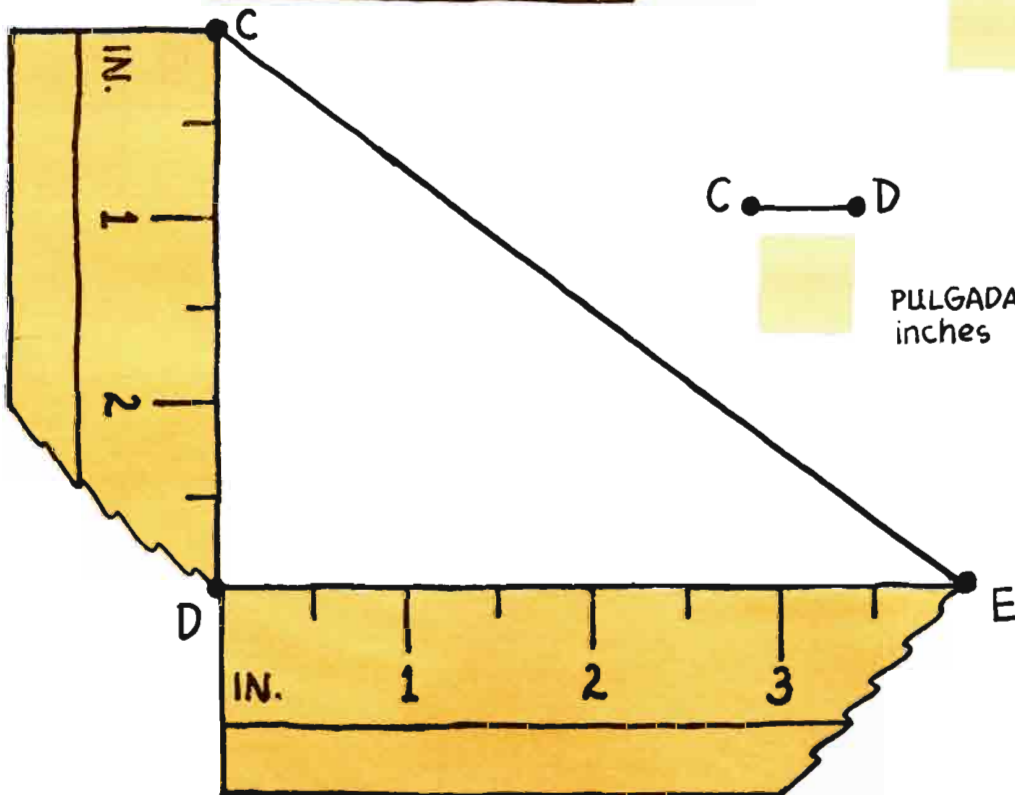


PULGADAS
inches

C — D



PULGADAS
inches



PULGADAS
inches

D — E

Can you follow the rules?

¿Puede usted seguir las reglas?

$$\begin{array}{c} \xrightarrow{-2} \\ \hline \hline \begin{array}{|c|c|} \hline 5 & 3 \\ \hline 9 & \\ \hline 2 & \\ \hline \end{array} \end{array}$$

$$\begin{array}{c} \xrightarrow{+3} \\ \hline \hline \begin{array}{|c|c|} \hline 4 & \\ \hline 1 & \\ \hline 3 & \\ \hline \end{array} \end{array}$$

$$\begin{array}{c} \xrightarrow{-4} \\ \hline \hline \begin{array}{|c|c|} \hline 8 & \\ \hline 10 & \\ \hline & 1 \\ \hline \end{array} \end{array}$$

$$\begin{array}{c} \xrightarrow{+5} \\ \hline \hline \begin{array}{|c|c|} \hline 5 & \\ \hline & 5 \\ \hline 7 & \\ \hline \end{array} \end{array}$$

Can you follow the rules?

¿Puede usted seguir las reglas?

$$\begin{array}{c} \xrightarrow{+2} \\ \hline \hline \begin{array}{|c|c|} \hline 5 & 7 \\ \hline 1 & \\ \hline 8 & \\ \hline 9 & \\ \hline \end{array} \end{array}$$

$$\begin{array}{c} \xrightarrow{-1} \\ \hline \hline \begin{array}{|c|c|} \hline 4 & 3 \\ \hline 8 & \\ \hline 1 & \\ \hline 10 & \\ \hline \end{array} \end{array}$$

$$\begin{array}{c} \xrightarrow{+4} \\ \hline \hline \begin{array}{|c|c|} \hline 2 & 6 \\ \hline 5 & \\ \hline & 7 \\ \hline 8 & \\ \hline \end{array} \end{array}$$

$$\begin{array}{c} \xrightarrow{-3} \\ \hline \hline \begin{array}{|c|c|} \hline 7 & \\ \hline 10 & \\ \hline 4 & \\ \hline & 2 \\ \hline \end{array} \end{array}$$

Please make up your own rules. —
Can you follow them?

Favor de hacer sus propias reglas. —
¿Las puede usted seguir?

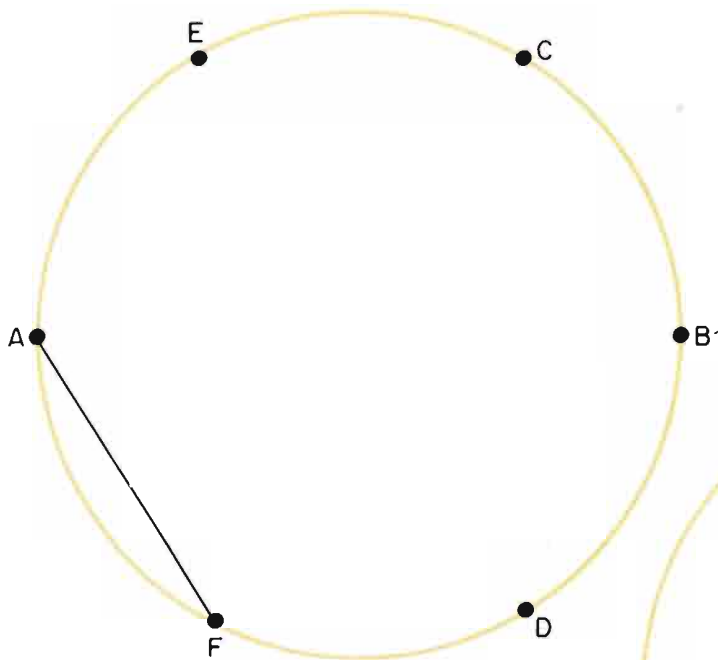
$$\begin{array}{c} \xrightarrow{\quad} \\ \hline \hline \begin{array}{|c|c|} \hline 5 & \\ \hline 8 & \\ \hline 13 & \\ \hline \end{array} \end{array}$$

$$\begin{array}{c} \xrightarrow{\quad} \\ \hline \hline \begin{array}{|c|c|} \hline 6 & \\ \hline 10 & \\ \hline & 5 \\ \hline \end{array} \end{array}$$

$$\begin{array}{c} \xrightarrow{\quad} \\ \hline \hline \begin{array}{|c|c|} \hline 7 & \\ \hline & 8 \\ \hline 9 & \\ \hline \end{array} \end{array}$$

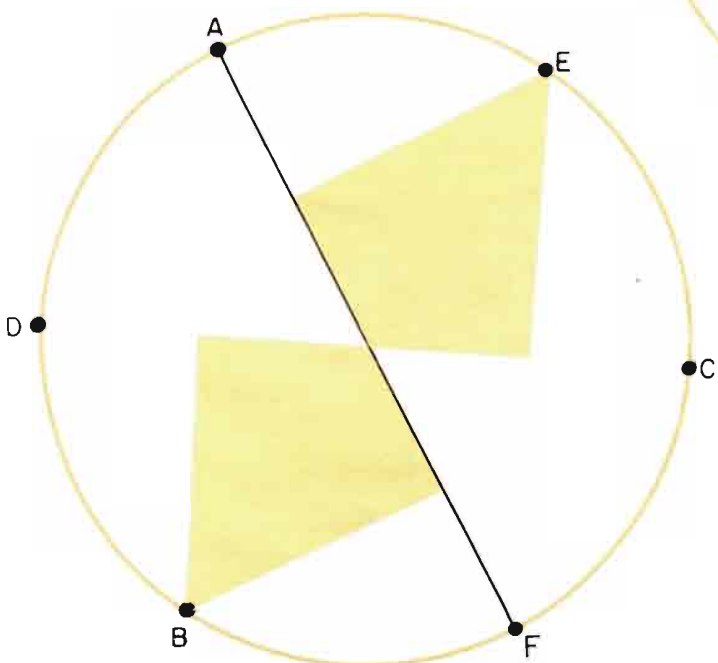
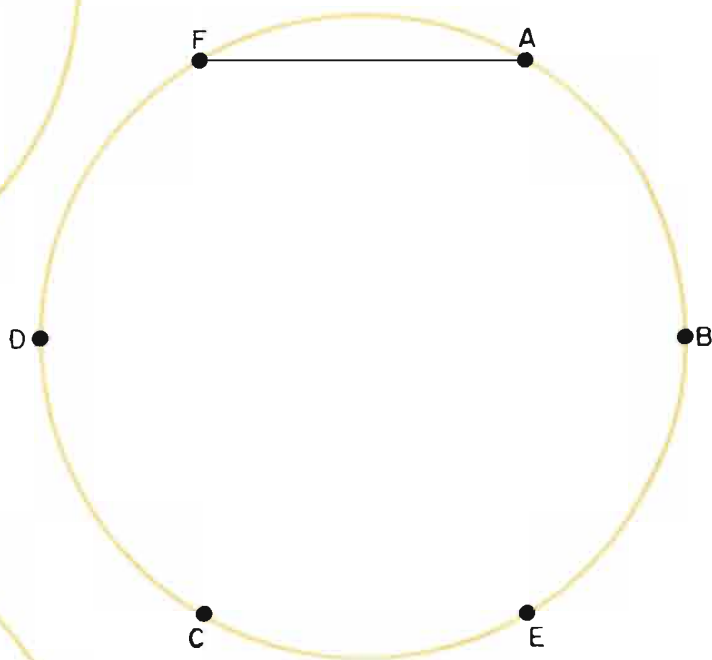
$$\begin{array}{c} \xrightarrow{\quad} \\ \hline \hline \begin{array}{|c|c|} \hline & 10 \\ \hline & 6 \\ \hline & 12 \\ \hline \end{array} \end{array}$$

In each circle, please draw these lines: En cada círculo, favor de hacer estas líneas:



Please color in
all triangles you make.

Favor de pintar de color
los triángulos que haga.



In the diagram below, please color these boxes:

En el diagrama de abajo, favor de pintar de color estos cuadros.

2 4 6 8 10 12 14 16 18

1	2	3	4	5
6	7	8	9	10
11	12	13	14	15

1	2	3	4	5	6
7	8	9	10	11	12
13	14	15	16	17	18

In the diagram below, please color these boxes:

En el diagrama de abajo, favor de pintar de color estos cuadros.

3 6 9 12 15 18 21 24 27 30

1	2	3	4	5	6	7	8	9	10
11	12	13	14	15	16	17	18	19	20
21	22	23	24	25	26	27	28	29	30

Please fill in the missing numbers. Then color these boxes:

Favor de llenar los numeros que faltan. Después pinte de color estos cuadros.

5 15 25 10 20 30 9 18 27 11 22

1	2		4		6	7		9	
11	12		14		16	17		19	
21	22		24		26	27		29	

ABOVE..... BELOW..... and BETWEEN

ARRIBA..... ABAJO..... y..... EN MEDIO

3 above
4 between
2 below
+
9 all together

4
4
4
+
9

3 arriba
3 en medio
3 abajo
+
todos juntos

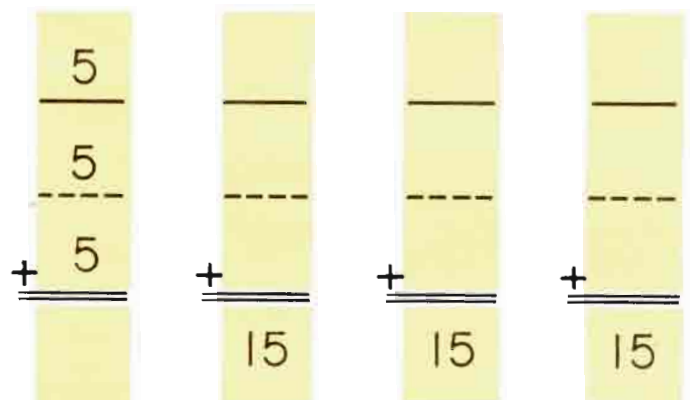

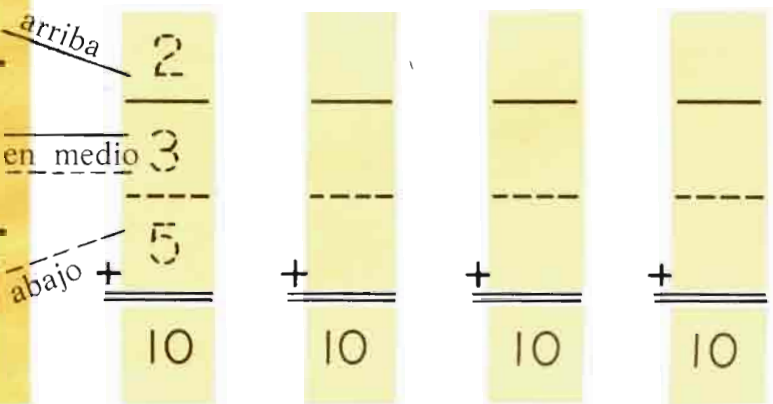

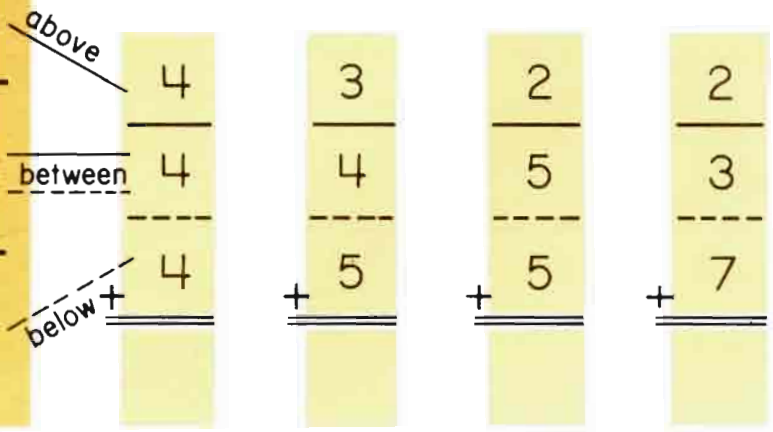

5
5
3
+
13

2
3
5
+
10

3
3
4
+
10


ABOVE ... BELOW ... and BETWEEN

ARRIBA ... ABAJO ... y ... EN MEDIO




How many?

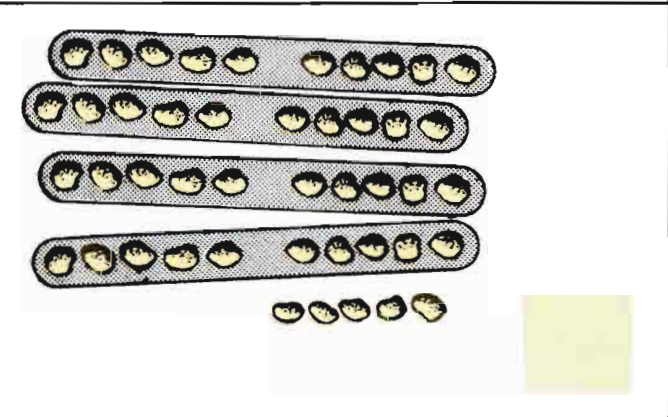
¿Cuántos?



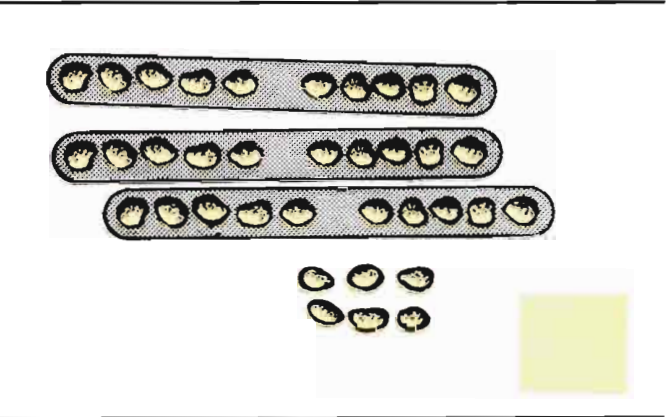
Two strips of 10 coins each and 3 loose coins. A yellow square is present for the answer.




Three strips of 10 coins each and 1 loose coin. A yellow square is present for the answer.



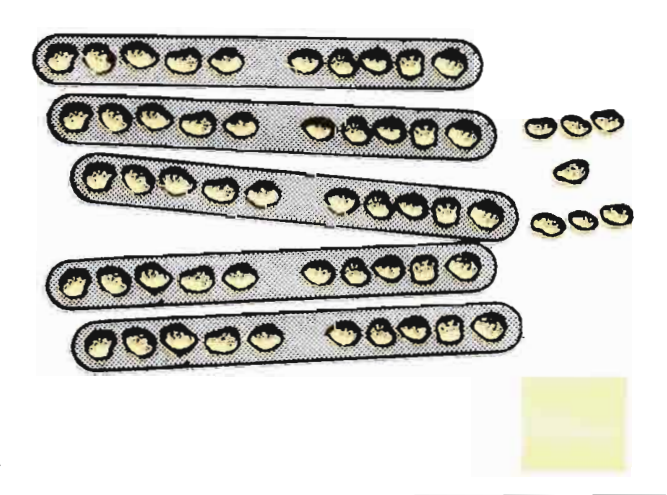
Four strips of 10 coins each and 5 loose coins. A yellow square is present for the answer.




Three strips of 10 coins each and 6 loose coins. A yellow square is present for the answer.



Six strips of 10 coins each, 2 pairs of loose coins, and 2 more loose coins. A yellow square is present for the answer.



Six strips of 10 coins each, 3 pairs of loose coins, and 2 more loose coins. A yellow square is present for the answer.




Two nickels and four pennies. A yellow square with a cent symbol (¢) is present for the answer.



Four nickels and three pennies. A yellow square with a cent symbol (¢) is present for the answer.

Related examples



Ejemplo relacionados



$$\begin{array}{r} \text{above} \\ 10 \\ \hline \text{below} \\ + 20 \\ \hline \end{array}$$

Total

$$\begin{array}{r} 20 \\ \hline + 10 \\ \hline \end{array}$$



$$\begin{array}{r} \text{arriba} \\ \hline \text{abajo} \\ + \end{array}$$


Total

$$\begin{array}{r} 10 \\ \hline + 30 \\ \hline \end{array}$$



$$\begin{array}{r} \text{¢} \\ \hline + \text{¢} \\ \hline \text{¢} \end{array}$$

$$\begin{array}{r} 25\text{¢} \\ \hline + 25\text{¢} \\ \hline \text{¢} \end{array}$$



Related examples

Ejemplo relacionados



above



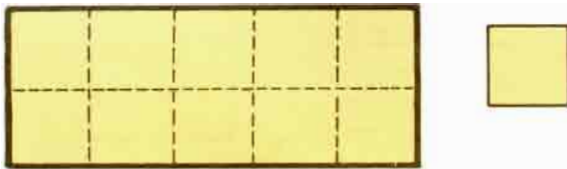
below

+ _____


Total

11

+ 15



arriba



abajo

+ _____

Total

11

+ 16



_____ ¢

25 ¢



+ _____ ¢


+ 12 ¢

_____ ¢

_____ ¢

Related examples

Ejemplo relacionados



above

below

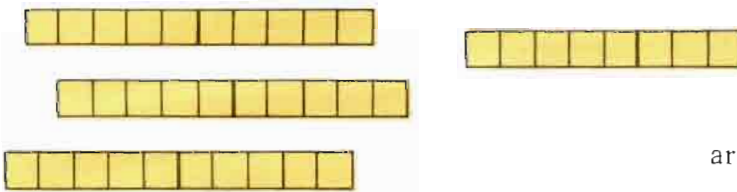

+

Total

35

45

+



arriba

abajo


+

Total

38

42

+



¢

44¢











+

¢

26¢

¢







¢









										
stools banquillos	1	2	3	4	5	6	7	8		
legs patas	3									



2-letter words:
palabras de dos letras:

"If it is to be on, it is OK."

words palabras	1	2	3	4	5	6	7	8	9
letters letras									

								
wagons carros	1	2	3	4	5	6	7	8
wheels ruedas								

								
nickels cincos	1	2	3	4	5	6	7	8
cents centavos	5 ¢	¢	¢	¢	¢	¢	¢	¢



dimes dieces	1	2	3	4	5	6	7	8
cents centavos	¢	¢	¢	¢	¢	¢	¢	¢

Venta !!

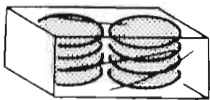
Tabletas de papel 9¢ cada una.

Sale!!

Pads of paper 9¢ each.

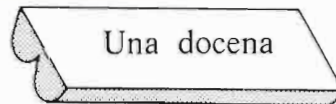

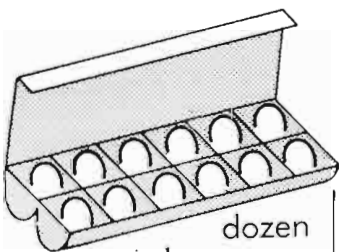
pads tabletas	1	2	3	4	5	6	7	8	9
cost costo	¢	¢	¢	¢	¢	¢	¢	¢	¢

There are 8 cookies in each of these packages.
Hay 8 galletas en cada uno de estos paquetes.



packages paquetes	1	2	3	4	5	6	7	8
cookies galletas								

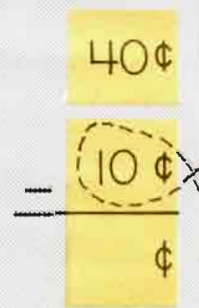
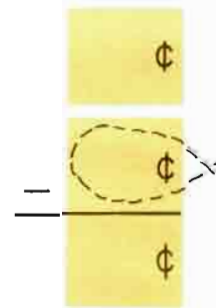
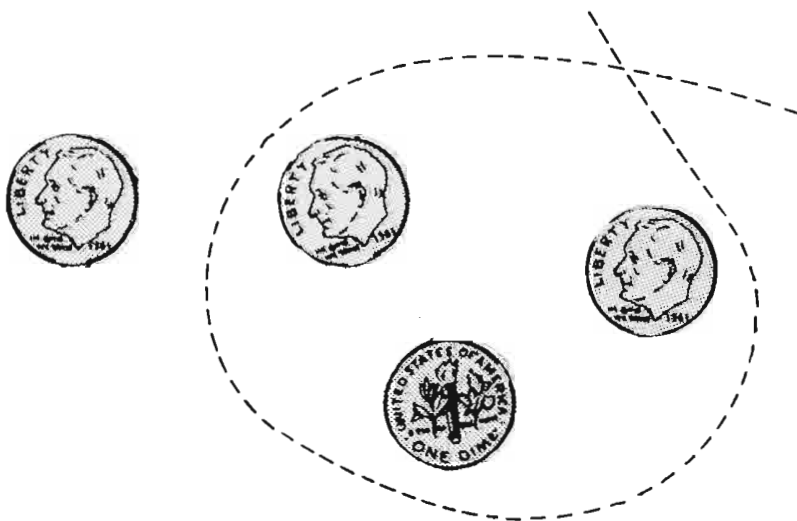
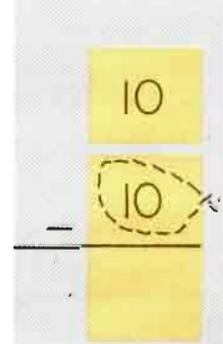
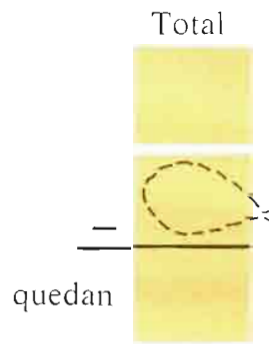
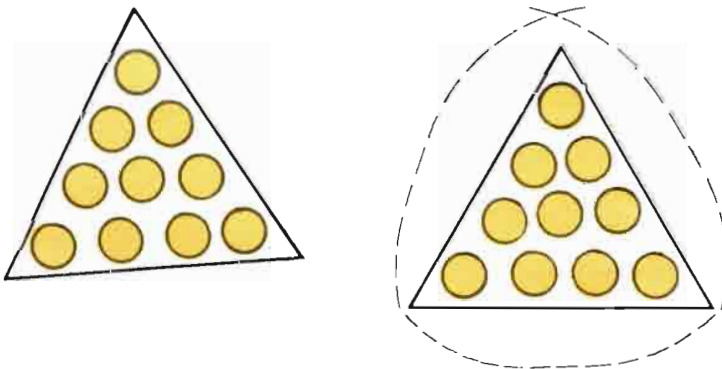
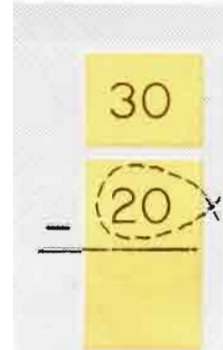
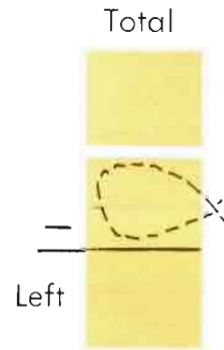
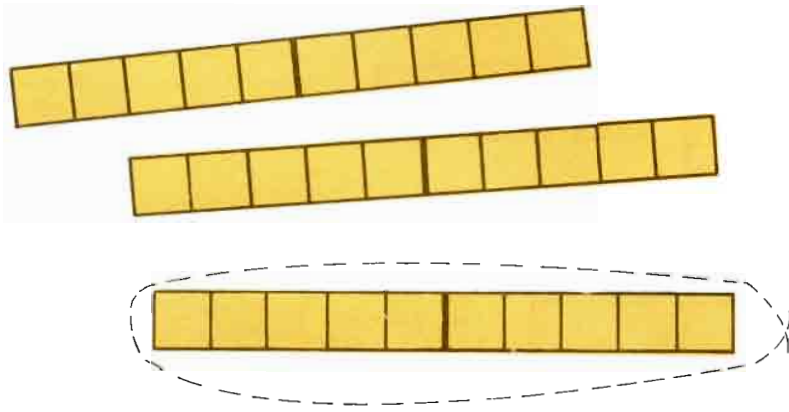
There are 12 eggs in 1 dozen.
Hay 12 huevos en una docena.



dozen docena	1	2	3	4	5	6	7	8
eggs huevos								


Related examples

Ejemplo relacionados




Related examples

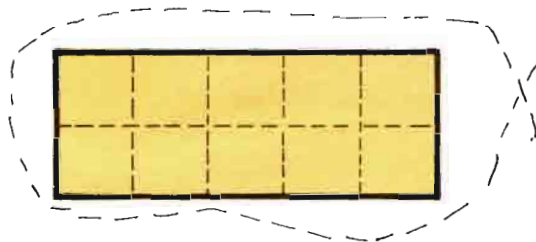
Ejemplo relacionados




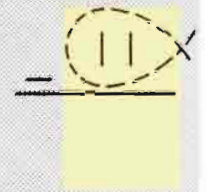
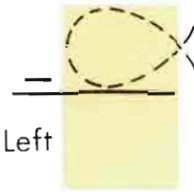
Total




23



Left

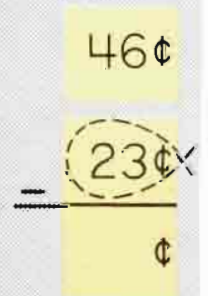
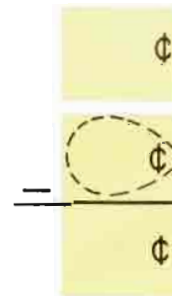

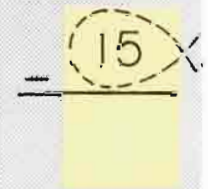
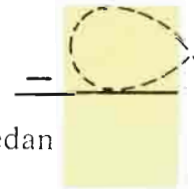


Total



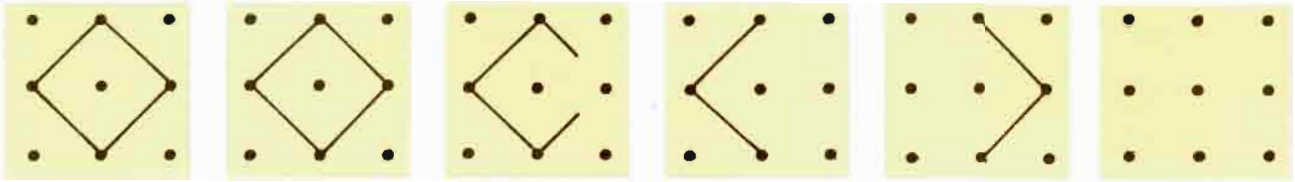
35

quedan

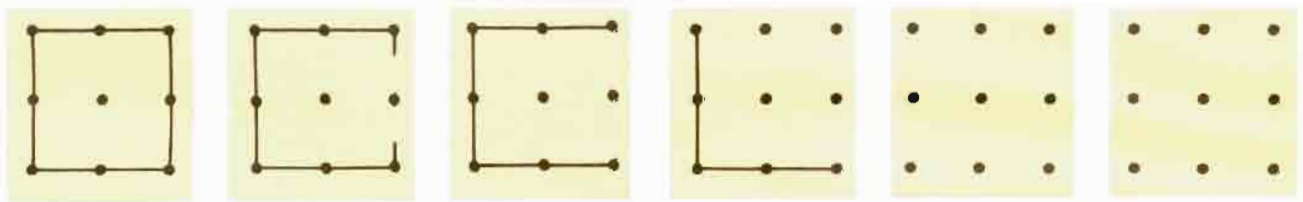



Please follow the patterns.

Favor de seguir la muestra.



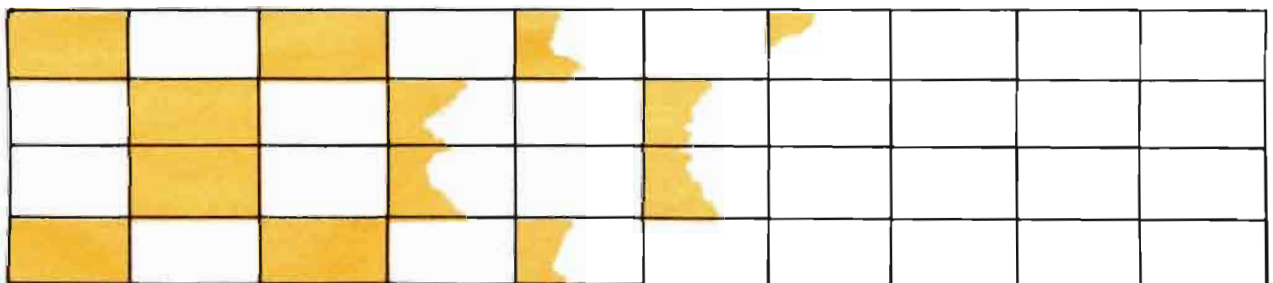


1	2	3	4	5	6	7	8	9	10
11	12	13	14	15	16	17	18	19	20



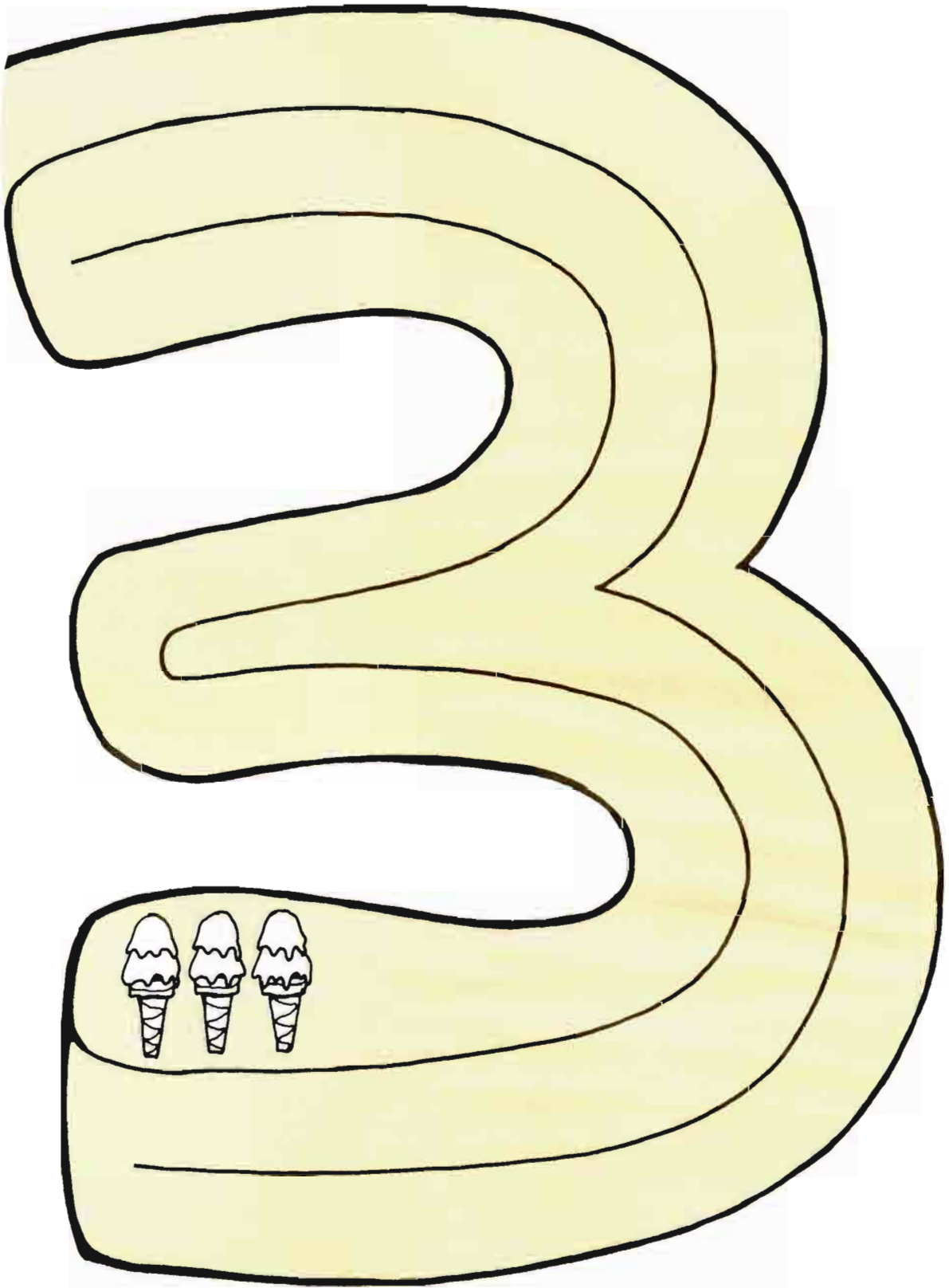
Please follow the patterns.
 Favor de seguir la muestra.



1	2	3	4	5	6	7	8	9	10
11	12	13	14	15	16	17	18	19	20



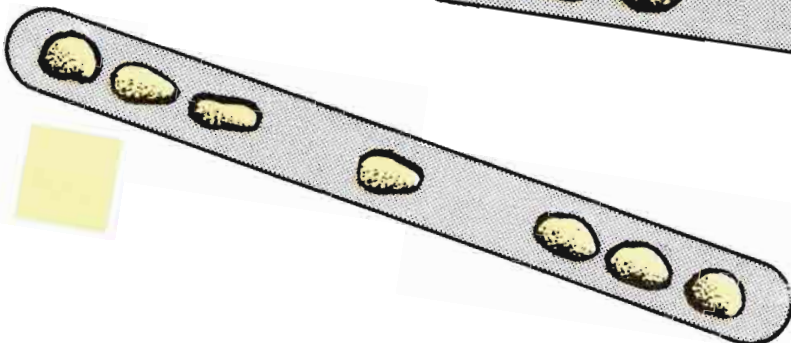

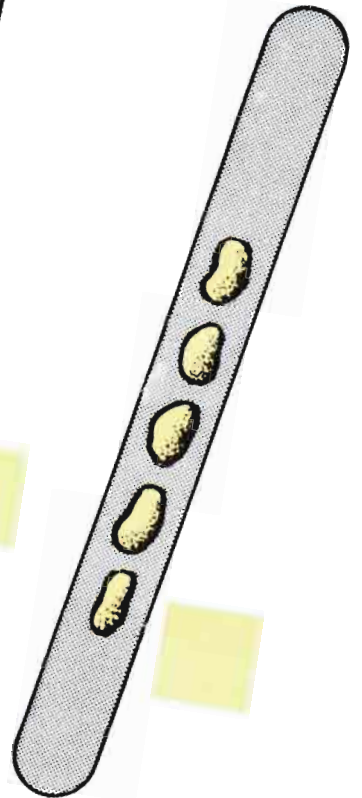


FIND THE 3 ICE CREAM CONES
encuentre los 3 helados

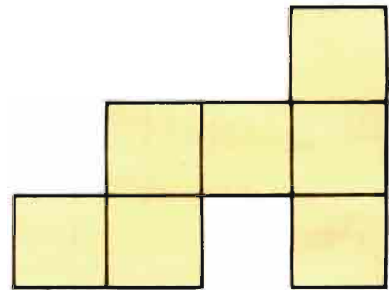
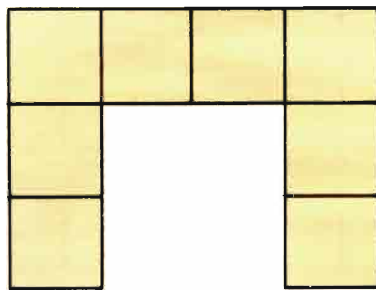
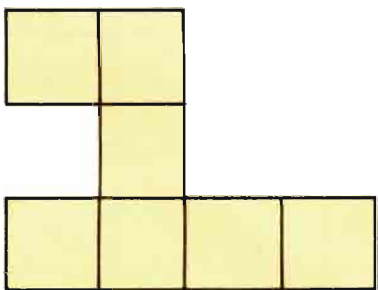
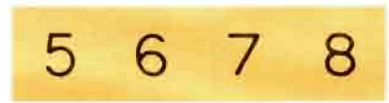
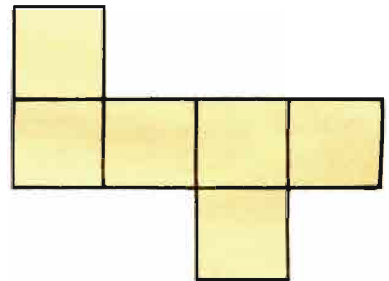

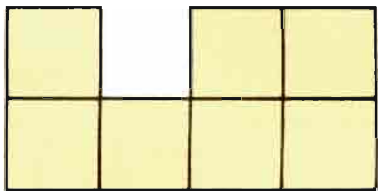

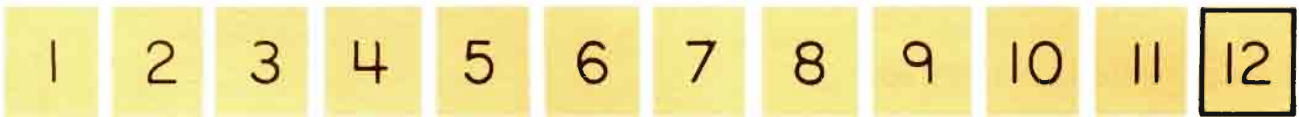



- 1
- 2
- 3
- 4
- 5
- 6
- 7
- 8
- 9
- 10
- 11
- 12
- 13
- 14

How many beans on each stick?

¿Cuántos frijoles hay en cada palo?

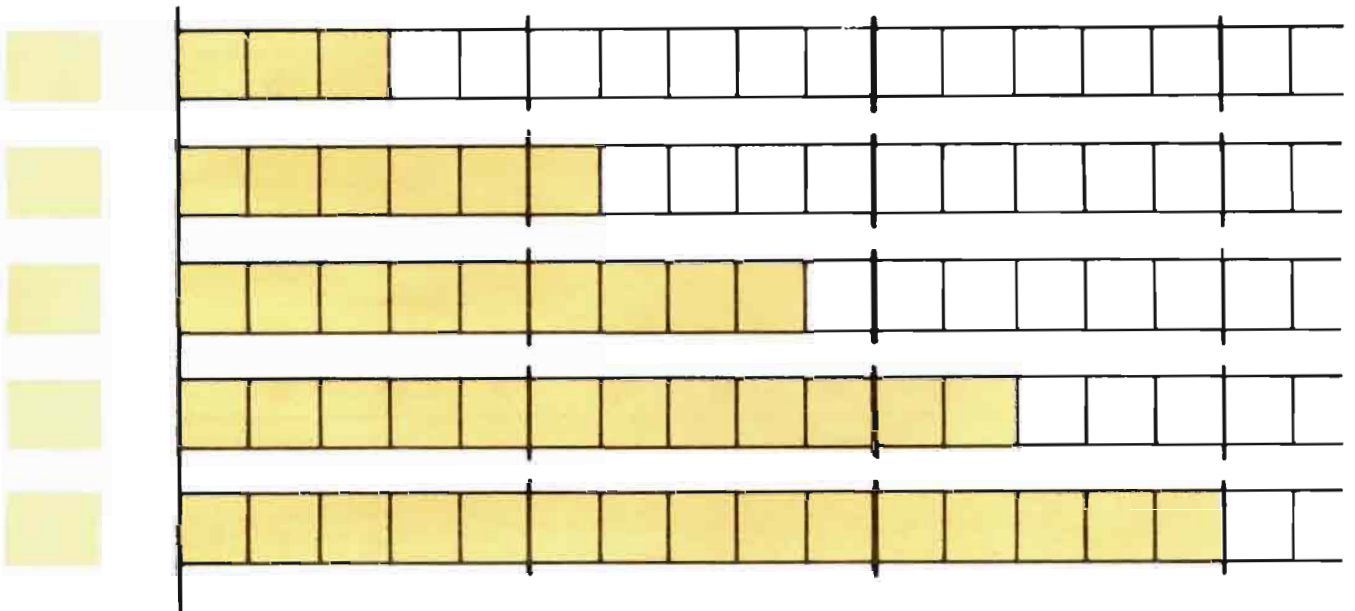




3 4 5 6 7 8 9 10 11 12 13 14 15 16

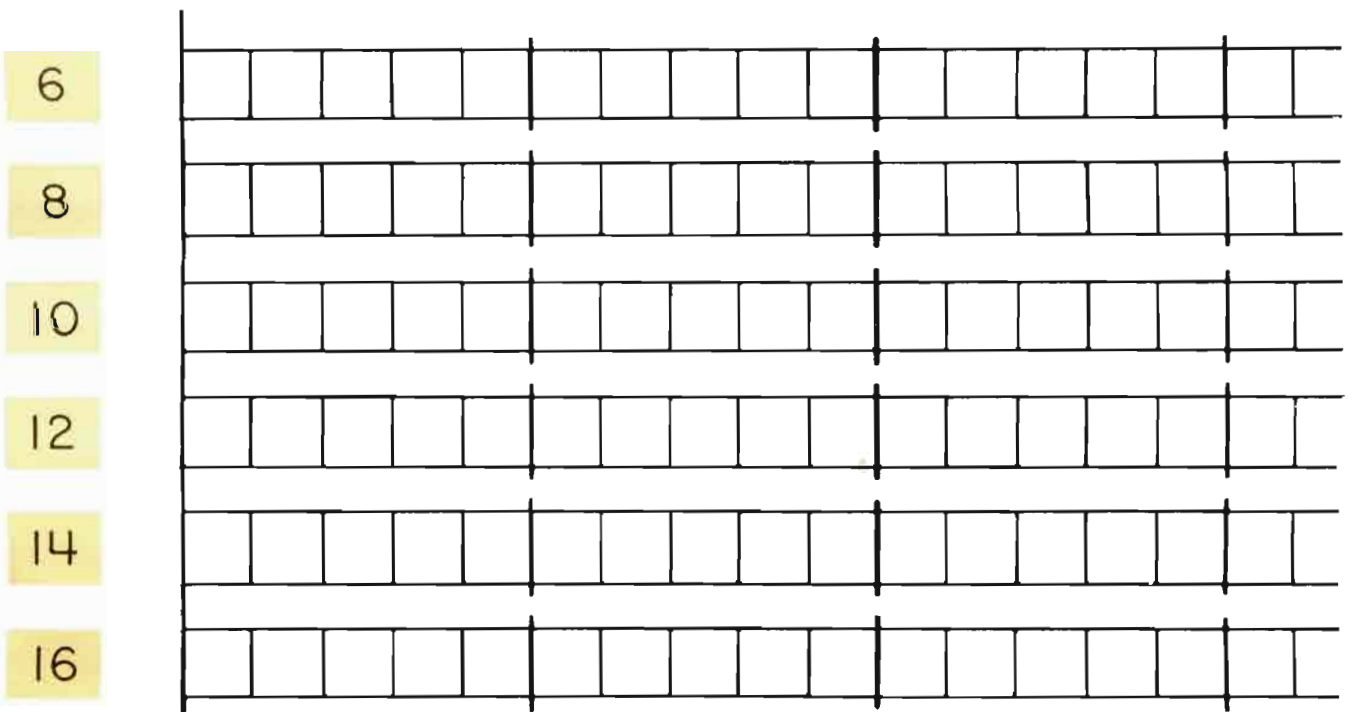
How many blocks are colored?

¿Cuántos bloques están pintados de color?




Please color the number of blocks given.

Favor de pintar de color el número de bloques dados.



Find the Numbers



CONTANDO EN MI CLASE
counting in my classroom



GIRLS
niñas



BOYS
niños




CHAIRS
sillas



TABLES
mesas



PLANTS
plantas



CLOCKS
relojes

ABOUT ME

Acerca de mí

¿ CUÁNTOS DEDOS TENGO ?

How many fingers do I have ? _____



HOW MANY TOES ?

¿ Cuántos dedos del pie ? _____



¿ CUÁNTOS DIENTES ?

How many teeth ? _____



HOW MANY FRECKLES ?


¿ Cuántas pecas ? _____

¿ CUÁNTOS NOMBRES ?

How many names ? _____

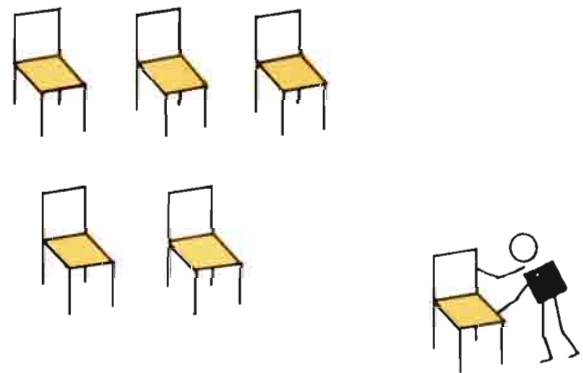
DRAW HOW BIG YOUR SMILE IS !
¡ Dibuje que tan grande es su sonrisa !






$$4 + 3 = \square$$

plus equals




$$5 + 1 = \square$$

más son



$$7 - 3 = \square$$

minus equals


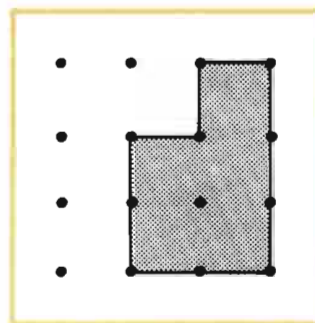
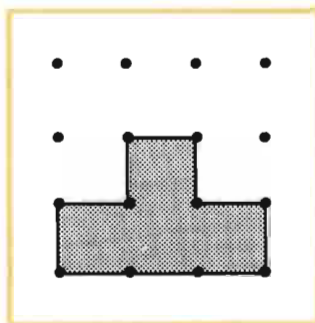




$$6 - 1 = \square$$

menos son

Which one is bigger than the others?

¿Cuál es más grande que los otros?





$$\square + \square = 10$$

$$\square + \square = 10$$

$$\square + \square = 10$$

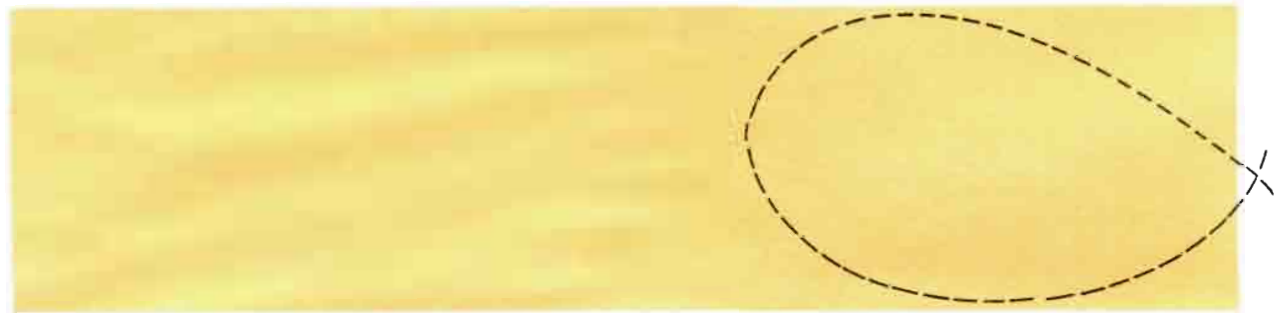
$$\square + \square = 10$$

Please make up two examples of your own.

Favor de hacer dos ejemplos suyos.

$$\square + \square = \square$$

$$\square + \square = \square$$



$$10 - \square = \square$$

$$10 - \square = \square$$

$$10 - \square = \square$$

$$10 - \square = \square$$


Please make up two examples of your own.





Favor de hacer dos ejemplos suyos.

$$\square - \square = \square$$

$$\square - \square = \square$$





You may use counters to act out the examples. Puede usar objetos para contar, como en los ejemplos.








$\begin{array}{r} 3 \\ \hline + 3 \\ \hline \end{array}$	$\begin{array}{r} 3 \\ \hline + 4 \\ \hline \end{array}$	$\begin{array}{r} 5 \\ \hline + 5 \\ \hline \end{array}$	$\begin{array}{r} 5 \\ \hline + 6 \\ \hline \end{array}$
			

Please make up examples of your own.

Favor de hacer ejemplos suyos.





$\begin{array}{r} \\ \hline + \\ \hline \end{array}$	$\begin{array}{r} \\ \hline + \\ \hline \end{array}$	$\begin{array}{r} \\ \hline + \\ \hline \end{array}$	$\begin{array}{r} \\ \hline + \\ \hline \end{array}$
			

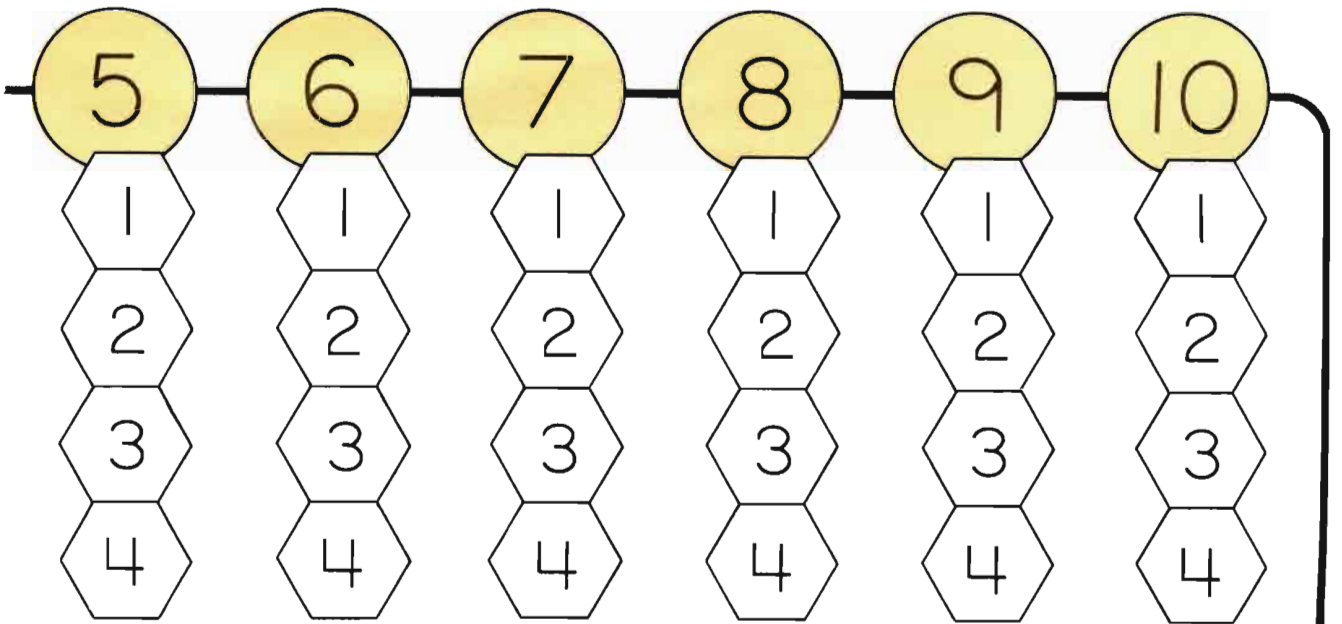
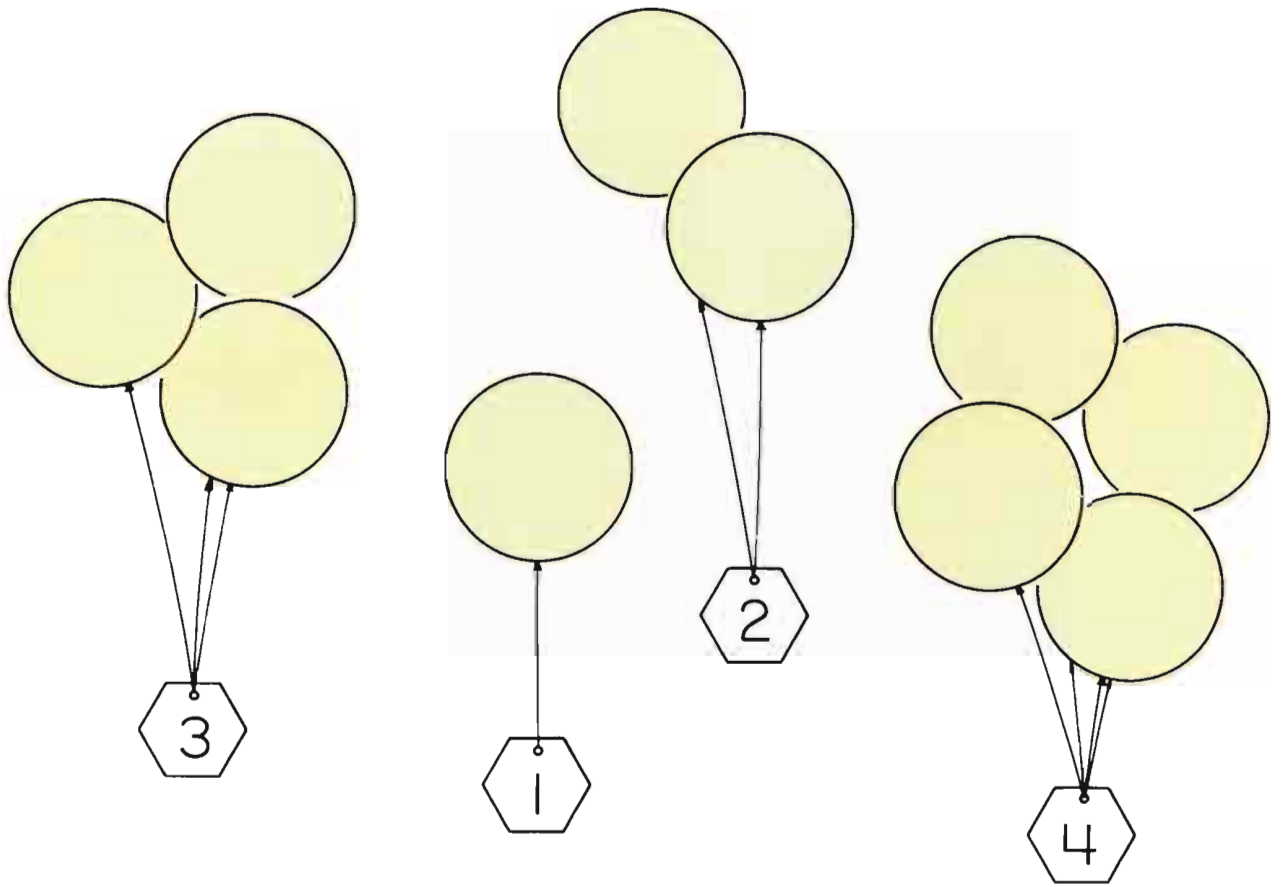


$\begin{array}{r} 9 \\ \hline - 1 \\ \hline \end{array}$	$\begin{array}{r} 9 \\ \hline - 3 \\ \hline \end{array}$	$\begin{array}{r} 9 \\ \hline - 5 \\ \hline \end{array}$	$\begin{array}{r} 9 \\ \hline - 7 \\ \hline \end{array}$
			

Please make up examples of your own.



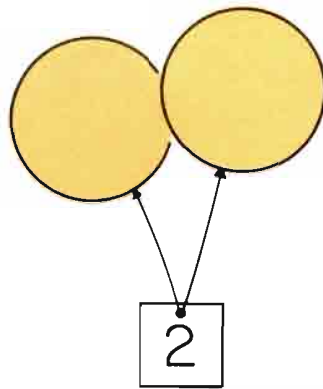

Favor de hacer ejemplos suyos.

$\begin{array}{r} \\ \hline - \\ \hline \end{array}$	$\begin{array}{r} \\ \hline - \\ \hline \end{array}$	$\begin{array}{r} \\ \hline - \\ \hline \end{array}$	$\begin{array}{r} \\ \hline - \\ \hline \end{array}$
			



Score
Cuenta





10	
2	3
4	8

11	
2	3
4	8

12	
2	3
4	8

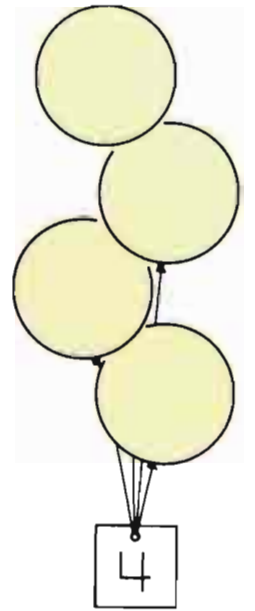
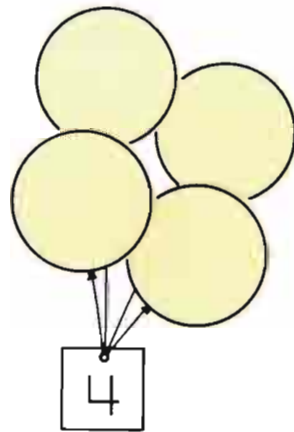

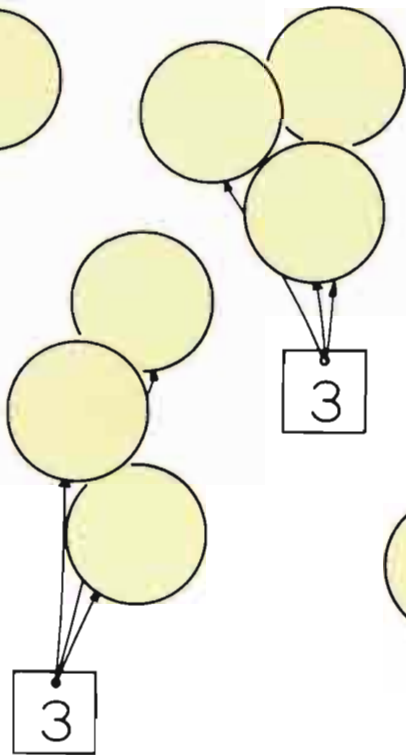

13	
2	3
4	8

14	
2	3
4	8

15	
2	3
4	8

16	
2	3
4	8

17	
2	3
4	8



6

3	4
3	4
3	4

7

3	4
3	4
3	4

8

3	4
3	4
3	4

9

3	4
3	4
3	4

10

3	4
3	4
3	4

11

3	4
3	4
3	4

12

3	4
3	4
3	4


13

3	4
3	4
3	4

Please add the missing beans.



Total _____



Favor de agregar los frijoles que faltan.



Total _____



COLORES DE CABELLOS EN MI CLASE


Hair colors in my class

12				
11				
10				
9				
8				
7				
6				
5				
4				
3				
2				
1				

BLONDE
rubio



BROWN
moreno



RED
rojo




BLACK
negro



All together and "IN and OUT."


Todos juntos y "DENTRO y AFUERA"




All

In

Out



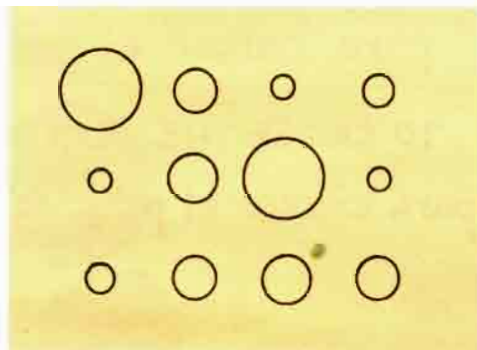
All




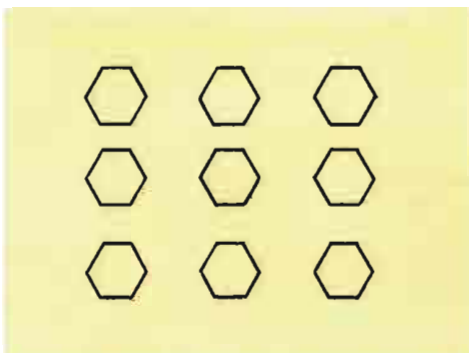


Todos

Dentro


Afuera



Todos



HOW MANY BIG STEPS
¿Cuántos pasos GRANDES



TO CROSS THE ROOM ?
para cruzar el salón?

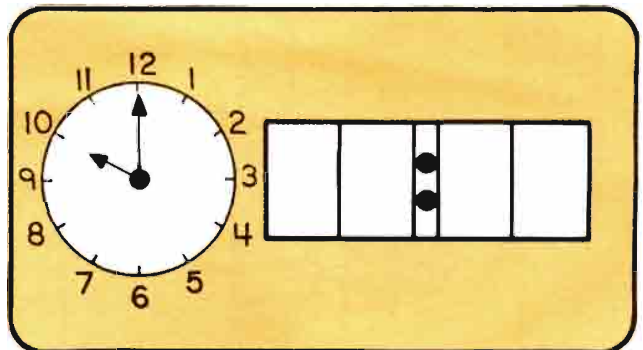
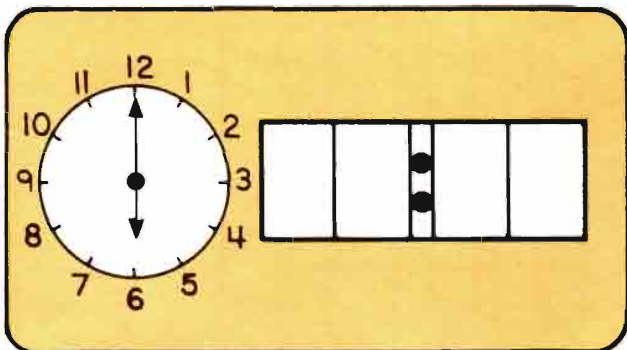






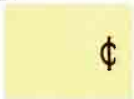





TO CROSS THE PLAYGROUND ?
para cruzar el patio de recreo?

HOW MANY small STEPS
¿Cuántos pasos pequeños








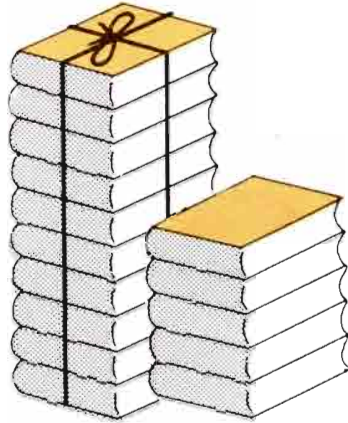
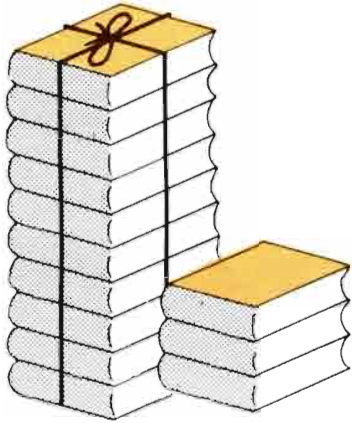
TO CROSS THE ROOM ?
para cruzar el cuarto?


TO CROSS THE PLAYGROUND ?
para cruzar el patio de recreo?



How many books?

¿Cuántos libros hay?





4	
2	4
5	7

5	
2	4
5	7

6	
2	4
5	7

7	
2	4
5	7

8	
2	4
5	7

9	
2	4
5	7

10	
2	4
5	7

11	
2	4
5	7

12	
2	4
5	7

13	
2	4
5	7


14	
2	4
5	7

15	
2	4
5	7

16	
2	4
5	7

17	
2	4
5	7

18	
2	4
5	7



3

1	1	1
2	2	2
3	3	3
4	4	4
5	5	5

4

1	1	1
2	2	2
3	3	3
4	4	4
5	5	5

5

1	1	1
2	2	2
3	3	3
4	4	4
5	5	5

6

1	1	1
2	2	2
3	3	3
4	4	4
5	5	5

7

1	1	1
2	2	2
3	3	3
4	4	4
5	5	5

8

1	1	1
2	2	2
3	3	3
4	4	4
5	5	5




$$\begin{array}{r} _ _ 5 \\ + _ 6 \\ \hline _ _ \end{array}$$

$$\begin{array}{r} _ _ 6 \\ + _ 6 \\ \hline _ _ \end{array}$$

$$\begin{array}{r} _ _ 6 \\ + _ 5 \\ \hline _ _ \end{array}$$

$$\begin{array}{r} _ _ 7 \\ + _ 5 \\ \hline _ _ \end{array}$$




$$\begin{array}{r} _ _ _ \\ + _ _ \\ \hline _ _ \end{array}$$

$$\begin{array}{r} _ _ 7 \\ + _ 7 \\ \hline _ _ \end{array}$$

$$\begin{array}{r} _ _ 8 \\ + _ 7 \\ \hline _ _ \end{array}$$

$$\begin{array}{r} _ _ 8 \\ + _ 8 \\ \hline _ _ \end{array}$$



$$\begin{array}{r} _ _ _ \\ + _ _ \\ \hline _ _ \end{array}$$

$$\begin{array}{r} _ _ 6 \\ + _ 8 \\ \hline _ _ \end{array}$$

$$\begin{array}{r} _ _ 6 \\ + _ 7 \\ \hline _ _ \end{array}$$

$$\begin{array}{r} _ _ 7 \\ + _ 7 \\ \hline _ _ \end{array}$$



$$\begin{array}{r} _ _ _ \\ + _ _ \\ \hline _ _ \end{array}$$

$$\begin{array}{r} _ _ 9 \\ + _ 8 \\ \hline _ _ \end{array}$$

$$\begin{array}{r} _ _ 9 \\ + _ 9 \\ \hline _ _ \end{array}$$

$$\begin{array}{r} _ _ 8 \\ + _ 9 \\ \hline _ _ \end{array}$$



$$\begin{array}{r} _ _ _ \\ + _ _ \\ \hline _ _ \end{array}$$

$$\begin{array}{r} _ _ 9 \\ + _ 8 \\ \hline _ _ \end{array}$$

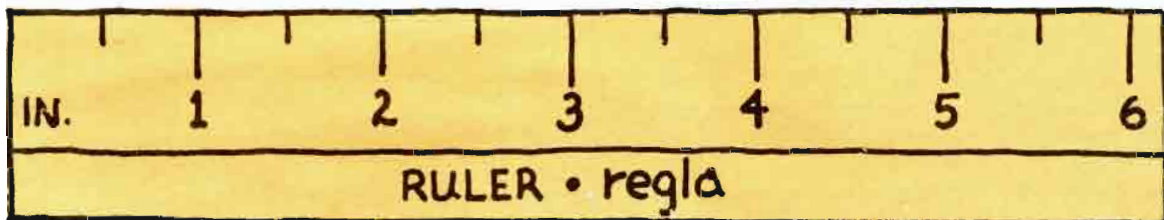
$$\begin{array}{r} _ _ 8 \\ + _ 8 \\ \hline _ _ \end{array}$$

$$\begin{array}{r} _ _ 7 \\ + _ 8 \\ \hline _ _ \end{array}$$

MIDA SU MANO
Measure your hand

TRACE SU MANO AQUI


Trace your hand here



¿ PUEDE USTED TRAZAR SU PIE ?
Can you trace your foot ?

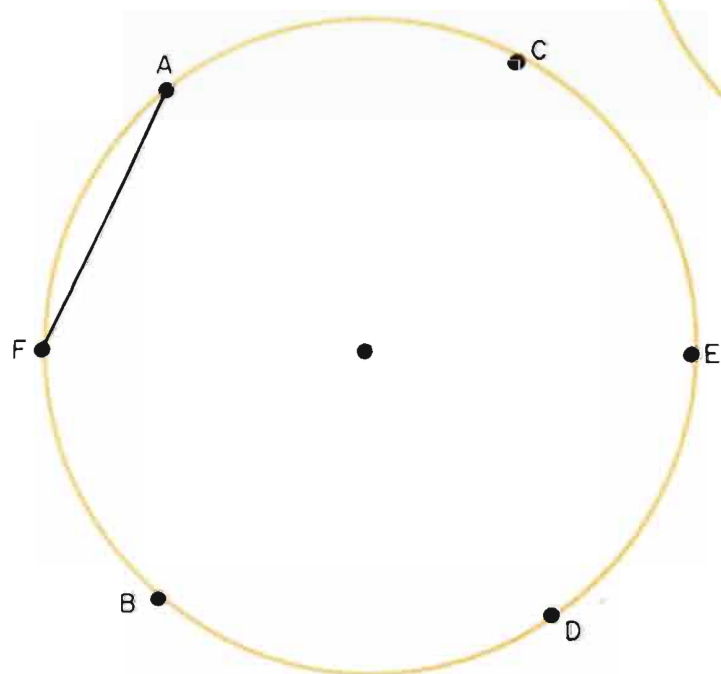
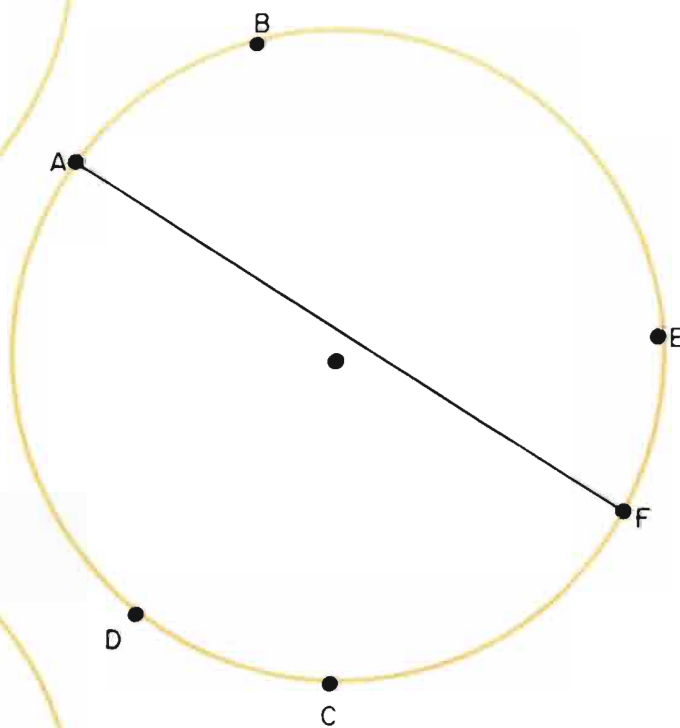
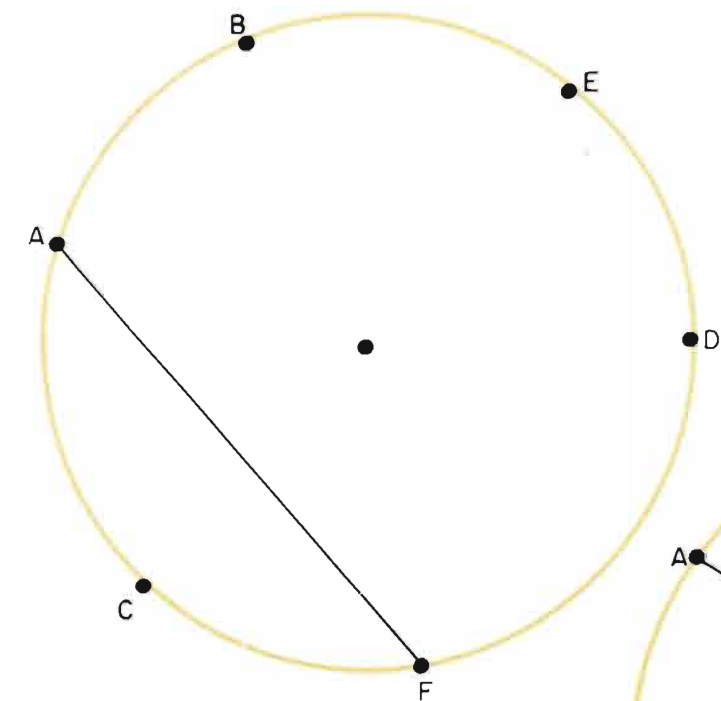
In each circle, please draw these lines:

En cada círculo, favor de hacer estas líneas:



Please color in
all triangles you make.

Favor de pintar de color
los triángulos que haga.



COLORS



COLORES



1 CUP
1 TAZA



$\frac{1}{2}$ CUP
 $\frac{1}{2}$ TAZA



MEASURE 1 CUP OF WATER.

ADD 2 DROPS OF BLUE FOOD COLOR.

MEASURE $\frac{1}{2}$ CUP OF WATER.

ADD 2 DROPS OF RED.

ADD THE 2 COLORS.

NOW WHAT COLOR DO YOU HAVE ?

Mida 1 taza de agua.

Añada 2 gotas de color vegetal azul.

Mida $\frac{1}{2}$ taza de agua.

Añada 2 gotas de rojo.

Añada los 2 colores.

¿ Ahora qué color tiene usted ?

TRY RED AND YELLOW — AND OTHERS!

¡ Pruebe rojo y amarillo — y otros!

In the diagram below, please color these boxes.

En el diagrama de abajo, favor de pintar de color estos cuadros.

2 4 6 8 10 12 14 16 18 20 22 24 26 28 30

1	2	3	4	5	6	7	8	9	10
11	12	13	14	15	16	17	18	19	20
21	22	23	24	25	26	27	28	29	30

Please fill in the missing numbers. Then color these boxes:

Favor de llenar los números que faltan. Después pinte de color estos cuadros.

1 3 5 7 9 11 13 15 17

1	2			
	7		9	
11	12	13	14	

	2		4		6
	8				12
	14		16		18

Please fill in the missing numbers. Then color these boxes:

Favor de llenar los números que faltan. Después pinte de color estos cuadros.

5 10 15 20 25 30

1	2	3	4			7	8	9	
11					16		18	19	
21	22	23	24		26	27		29	

ABOVE..... BELOW..... and BETWEEN
 Arriba..... Abajo..... y... En medio



$$\begin{array}{r} \text{---} \\ + \\ \hline \hline \text{---} \end{array}$$

$\begin{array}{r} \text{---} 7 \\ + \\ \hline \hline \text{---} \end{array}$	$\begin{array}{r} \text{---} 8 \\ + \\ \hline \hline \text{---} \end{array}$	$\begin{array}{r} \text{---} 9 \\ + \\ \hline \hline \text{---} \end{array}$
--	--	--



$$\begin{array}{r} \text{---} \\ + \\ \hline \hline \text{---} \end{array}$$

$\begin{array}{r} \text{---} 6 \\ + \\ \hline \hline \text{---} \end{array}$	$\begin{array}{r} \text{---} 7 \\ + \\ \hline \hline \text{---} \end{array}$	$\begin{array}{r} \text{---} 9 \\ + \\ \hline \hline \text{---} \end{array}$
--	--	--



$$\begin{array}{r} \text{---} \\ + \\ \hline \hline \text{---} \end{array}$$

$\begin{array}{r} \text{---} 8 \\ + \\ \hline \hline \text{---} \end{array}$	$\begin{array}{r} \text{---} 9 \\ + \\ \hline \hline \text{---} \end{array}$	$\begin{array}{r} \text{---} 10 \\ + \\ \hline \hline \text{---} \end{array}$
--	--	---



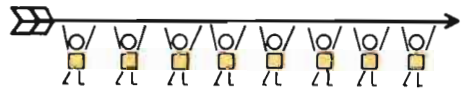
$$\begin{array}{r} \text{---} \\ + \\ \hline \hline \text{---} \end{array}$$

$\begin{array}{r} \text{---} 9 \\ + \\ \hline \hline \text{---} \end{array}$	$\begin{array}{r} \text{---} 10 \\ + \\ \hline \hline \text{---} \end{array}$	$\begin{array}{r} \text{---} 11 \\ + \\ \hline \hline \text{---} \end{array}$
--	---	---



$$\begin{array}{r} \text{---} \\ + \\ \hline \hline \text{---} \end{array}$$

$\begin{array}{r} \text{---} 7 \\ + \\ \hline \hline \text{---} \end{array}$	$\begin{array}{r} \text{---} 8 \\ + \\ \hline \hline \text{---} \end{array}$	$\begin{array}{r} \text{---} 9 \\ + \\ \hline \hline \text{---} \end{array}$
--	--	--



people gente	1	2	3	4	5	6	7	8
arms brazos	2		6					

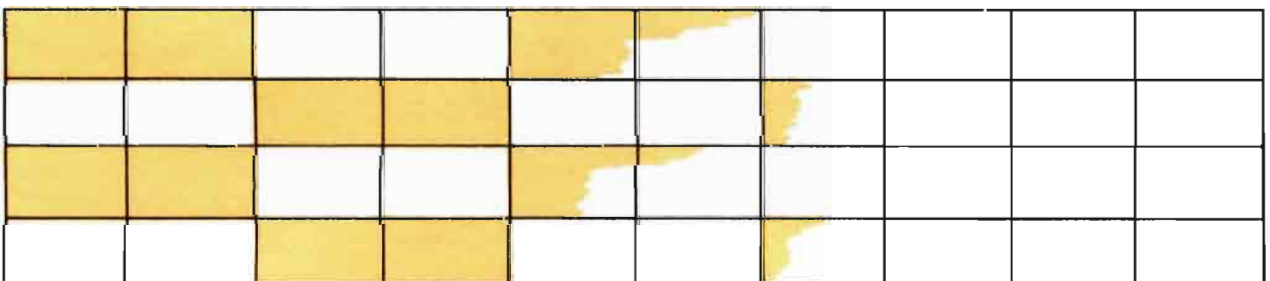
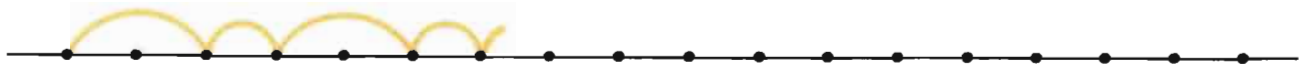
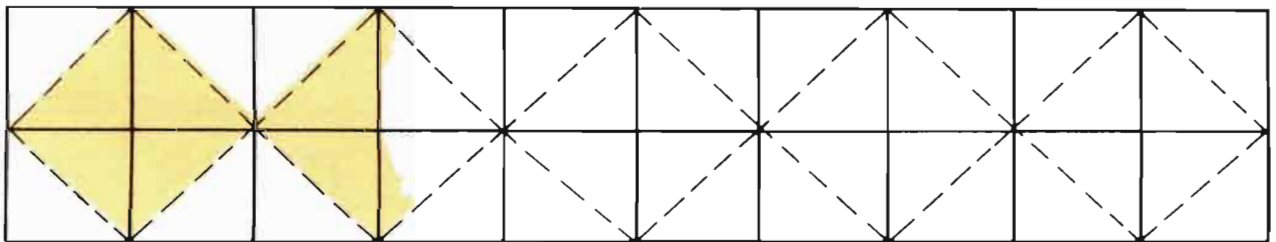

tables mesas	1	2	3	4	5	6	7	8	9
legs patas									

tricycles triciclos	1	2	3	4	5	6	7	8
wheels ruedas								

hands manos	1	2	3	4	5	6	7	8
fingers dedos	5							

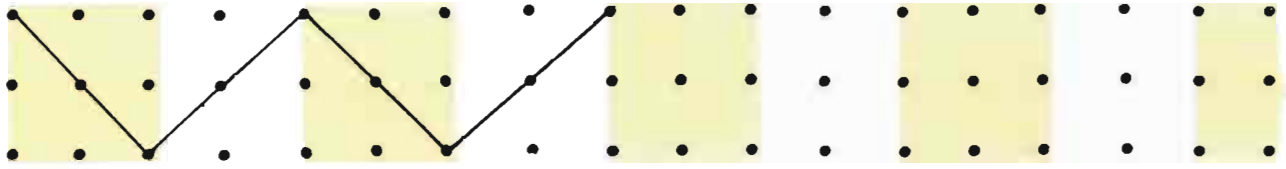
Please follow the patterns.

Favor de seguir las muestras.





Please follow the patterns.


Favor de seguir las muestras.



1	2	3	4	5	6	7	8	9	10
11	12	13	14	15	16	17	18	19	20







*this
book
belongs
to* _____