

CD math
A ROBERT W. WIRTZ

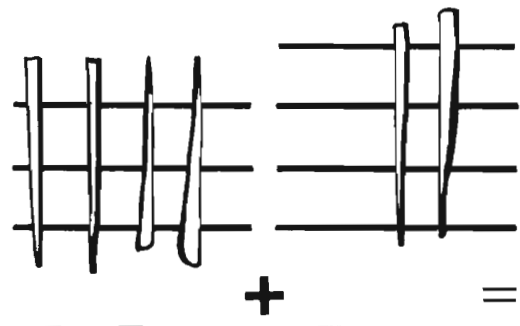
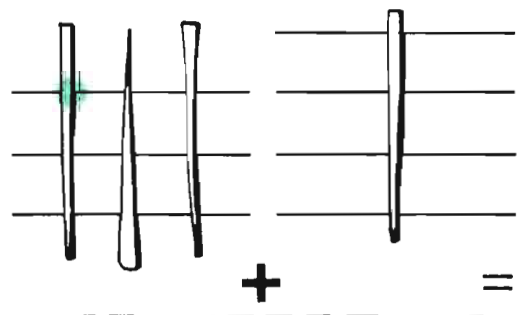
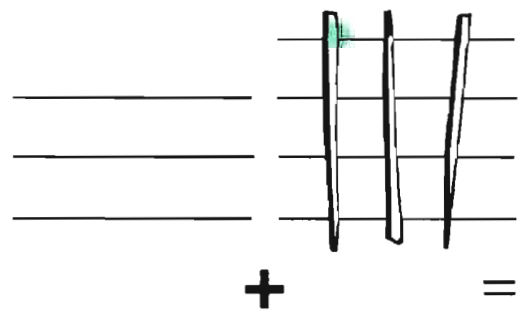
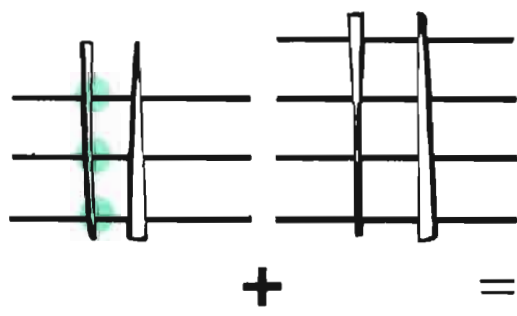
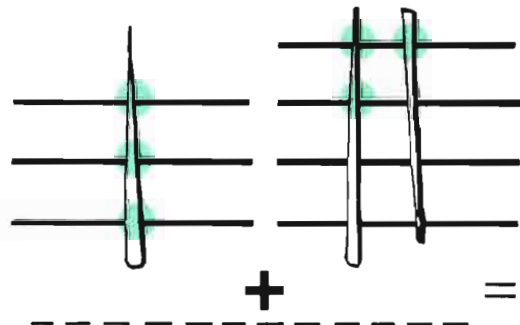
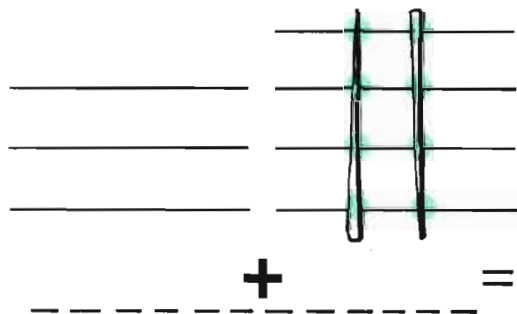
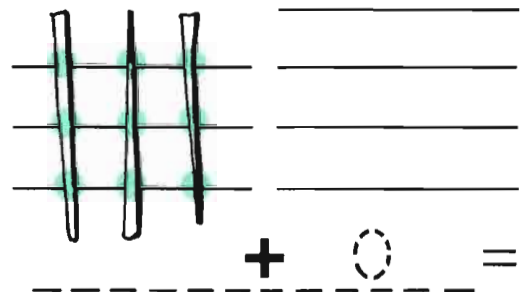
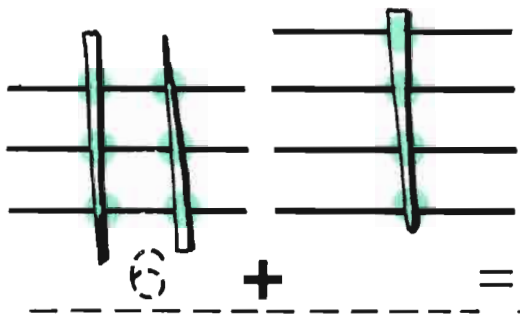
patterns & problems

(Jumping around in mathematics)

C


"Stick Arithmetic"

"Aritmética de Palos"



Stick Arithmetic

Aritmética de Palos



Stick Arithmetic problem for the sum 5. It shows a grid of sticks and a dashed line with the equation $_ + _ = 5$.

Aritmética de Palos problem for the sum 4. It shows a grid of sticks and a dashed line with the equation $_ + _ = 4$.

Stick Arithmetic problem for the sum 7. It shows a grid of sticks and a dashed line with the equation $_ + _ = 7$.


Aritmética de Palos problem for the sum 6. It shows a grid of sticks and a dashed line with the equation $_ + _ = 6$.

Stick Arithmetic problem for the sum 9. It shows a grid of sticks and a dashed line with the equation $_ + _ = 9$.

Aritmética de Palos problem for the sum 10. It shows a grid of sticks and a dashed line with the equation $_ + _ = 10$.

Stick Arithmetic

Aritmética de Palos



$$\begin{array}{r} \quad \quad \quad _ \\ _ \\ _ \\ \hline \end{array} + \begin{array}{r} \quad \quad \quad _ \\ _ \\ _ \\ \hline \end{array} = 5$$

$$\begin{array}{r} \quad \quad \quad _ \\ _ \\ _ \\ \hline \end{array} + \begin{array}{r} \quad \quad \quad _ \\ _ \\ _ \\ \hline \end{array} = 4$$

$$\begin{array}{r} \quad \quad \quad _ \\ _ \\ _ \\ \hline \end{array} + \begin{array}{r} \quad \quad \quad _ \\ _ \\ _ \\ \hline \end{array} = 7$$

$$\begin{array}{r} \quad \quad \quad _ \\ _ \\ _ \\ \hline \end{array} + \begin{array}{r} \quad \quad \quad _ \\ _ \\ _ \\ \hline \end{array} = 6$$

$$\begin{array}{r} \quad \quad \quad _ \\ _ \\ _ \\ \hline \end{array} + \begin{array}{r} \quad \quad \quad _ \\ _ \\ _ \\ \hline \end{array} = 9$$

$$\begin{array}{r} \quad \quad \quad _ \\ _ \\ _ \\ \hline \end{array} + \begin{array}{r} \quad \quad \quad _ \\ _ \\ _ \\ \hline \end{array} = 10$$

Patterns in Answers

Muestras en las Respuestas

$$\begin{array}{r} 10 \\ - 9 \\ \hline \end{array} \quad \begin{array}{r} 7 \\ - 5 \\ \hline \end{array} \quad \begin{array}{r} 9 \\ - 6 \\ \hline \end{array} \quad \begin{array}{r} 2 \\ + 2 \\ \hline \end{array}$$

$$\begin{array}{r} 4 \\ + 1 \\ \hline \end{array} \quad \begin{array}{r} 9 \\ - 5 \\ \hline \end{array} \quad \begin{array}{r} 11 \\ - 8 \\ \hline \end{array} \quad \begin{array}{r} 9 \\ - 7 \\ \hline \end{array}$$

$$\begin{array}{r} 8 \\ - 6 \\ \hline \end{array} \quad \begin{array}{r} 7 \\ - 3 \\ \hline \end{array} \quad \begin{array}{r} 10 \\ - 4 \\ \hline \end{array} \quad \begin{array}{r} 5 \\ + 3 \\ \hline \end{array}$$

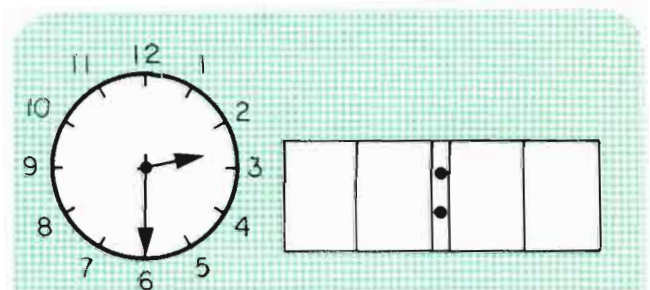
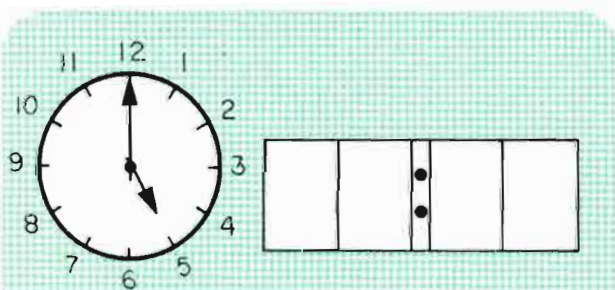
$$\begin{array}{r} 9 \\ - 8 \\ \hline \end{array} \quad \begin{array}{r} 9 \\ - 6 \\ \hline \end{array} \quad \begin{array}{r} 10 \\ - 5 \\ \hline \end{array} \quad \begin{array}{r} 3 \\ + 4 \\ \hline \end{array}$$

$$\begin{array}{r} 11 \\ - 5 \\ \hline \end{array} \quad \begin{array}{r} 8 \\ - 2 \\ \hline \end{array} \quad \begin{array}{r} 2 \\ + 5 \\ \hline \end{array} \quad \begin{array}{r} 11 \\ - 4 \\ \hline \end{array}$$

$$\begin{array}{r} 4 \\ + 4 \\ \hline \end{array} \quad \begin{array}{r} 12 \\ - 4 \\ \hline \end{array} \quad \begin{array}{r} 9 \\ + 0 \\ \hline \end{array} \quad \begin{array}{r} 13 \\ - 4 \\ \hline \end{array}$$

$$\begin{array}{r} 3 \\ + 9 \\ \hline \end{array} \quad \begin{array}{r} 6 \\ + 7 \\ \hline \end{array} \quad \begin{array}{r} 10 \\ + 4 \\ \hline \end{array} \quad \begin{array}{r} 8 \\ + 7 \\ \hline \end{array}$$

$$\begin{array}{r} 8 \\ + 8 \\ \hline \end{array} \quad \begin{array}{r} 10 \\ + 5 \\ \hline \end{array} \quad \begin{array}{r} 5 \\ + 9 \\ \hline \end{array} \quad \begin{array}{r} 8 \\ + 5 \\ \hline \end{array}$$

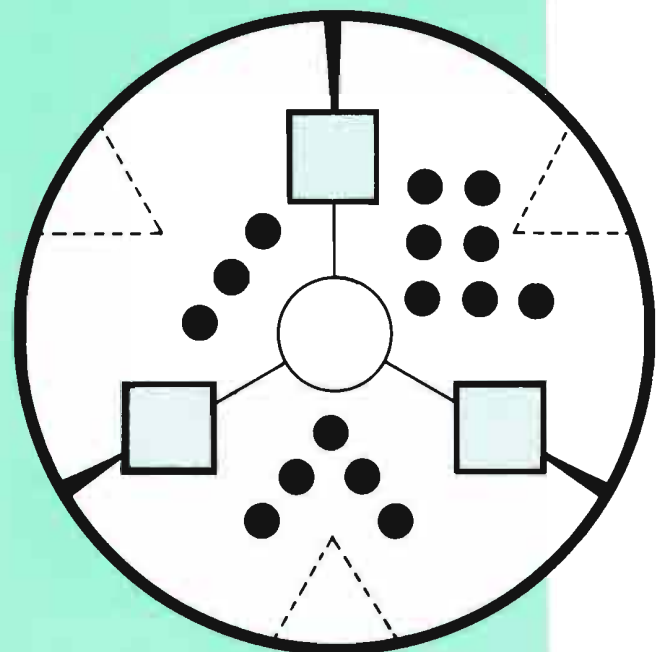
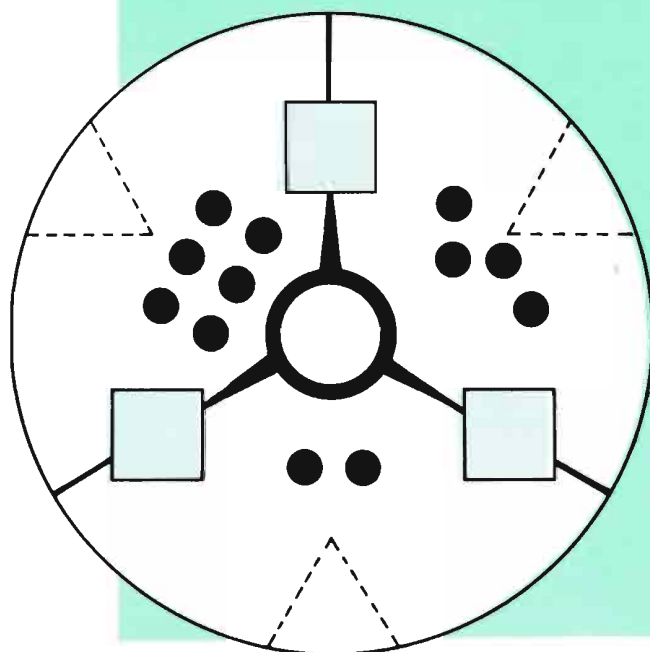
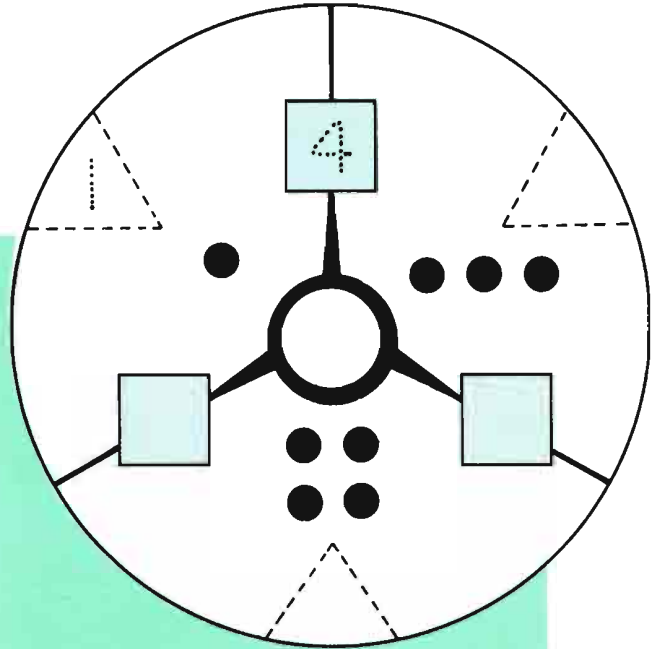
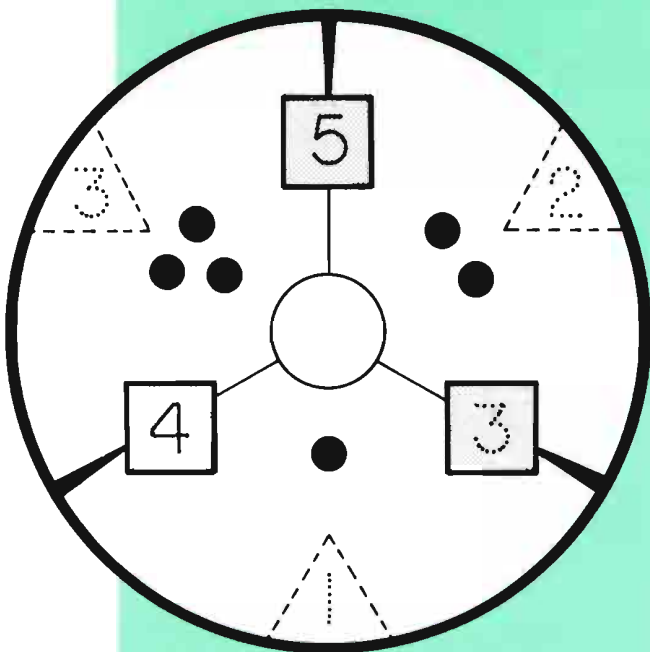


Introducing "3-Way Puzzles"

(you may need counters)

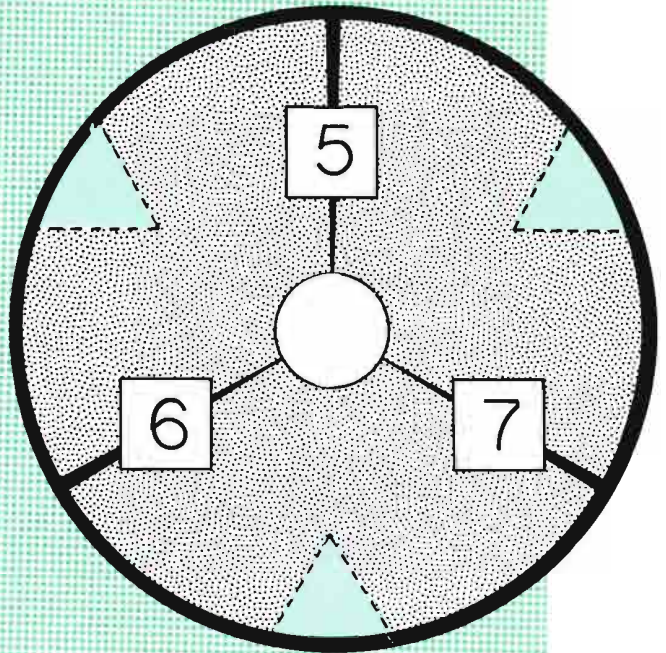
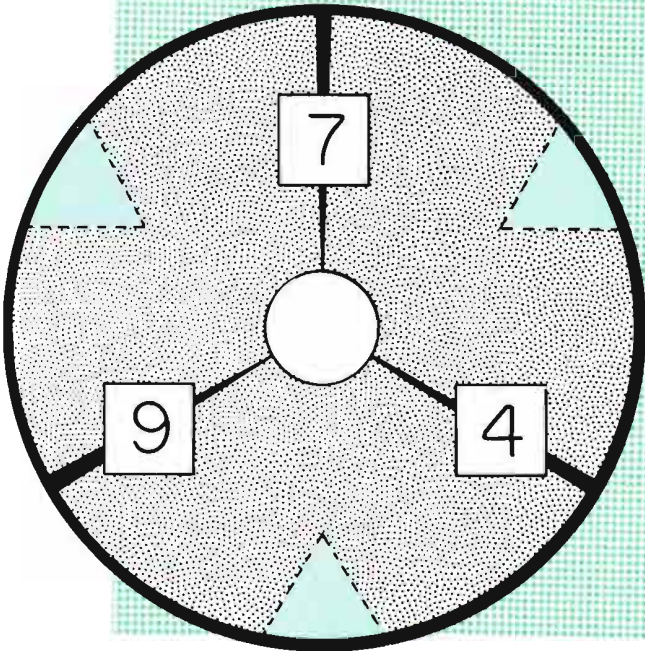
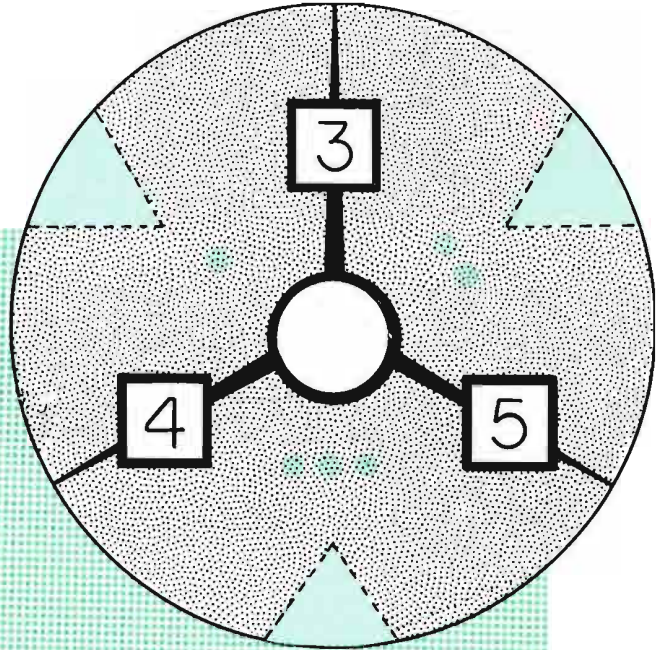
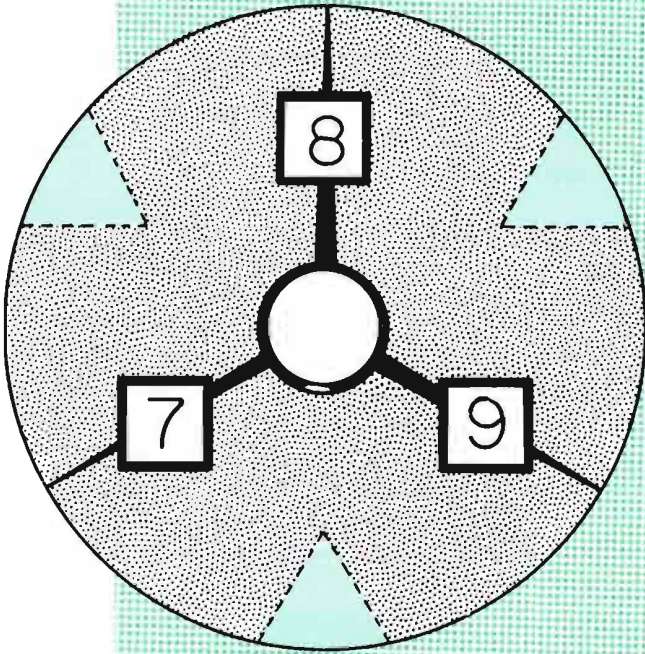
Introduciendo "Rompecabezas de 3 Maneras"

(tal vez necesite objetos para contar)



More "3-Way Puzzles"




Más "Rompecabezas de 3 Maneras"





The Code

La Clave

A 1	B 2	C 3	D 4	E 5	F 6	G 7	H 8	I 9	J 10
K 11	L 12	M 13	N 14	O 15	P 16	Q 17	R 18	S 19	T 20
U 21	V 22	W 23	X 24	Y 25	Z 26		?		

Use the code to figure out the sentences below.

Use la clave para comprender las frases abajo.

-----|-----|-----|-----
3 1 20 19 | 10 21 13 16 | 13 21 4 | 16 21 4 4 12 5 19

-----|-----|-----|-----
7 1 20 15 19 | 19 1 12 20 1 14 | 16 15 18 | 3 8 1 18 3 15 19

-----|-----|-----|-----|-----|-----
13 15 15 14 | 13 5 14 | 1 18 5 | 13 1 4 5 | 15 6 | 3 8 5 5 19 5

-----|-----|-----|-----
8 15 13 2 18 5 19 | 4 5 | 12 1 | 12 21 14 1

-----|-----|-----
19 15 14 | 4 5 | 17 21 5 19 15

Now make up codes of your own!
¡ Ahora haga sus propias claves!

Scrambled Words

Palabras Revueltas

I	C	Y	A	M	E	A	D
4	5	2	10	3	7	9	6
<u>+ 3</u>	<u>- 1</u>	<u>+ 6</u>	<u>- 5</u>	<u>+ 3</u>	<u>- 6</u>	<u>+ 1</u>	<u>+ 3</u>

2 14 5 3 6 7 4 1 13 9 10 8 12 11

I	C	L	A	F	I	E	D
7	9	8	5	4	7	2	10
<u>+ 3</u>	<u>- 4</u>	<u>- 5</u>	<u>+ 6</u>	<u>+ 4</u>	<u>- 3</u>	<u>+ 5</u>	<u>- 8</u>

12 1 8 7 3 4 5 10 2 11 2 9 13 6

D	I	A	L	A	H	O	Y
2	9	12	6	12	13	7	11
<u>+ 7</u>	<u>+ 3</u>	<u>- 5</u>	<u>+ 7</u>	<u>- 8</u>	<u>- 5</u>	<u>+ 7</u>	<u>- 9</u>


15 7 5 8 14 13 12 9 4 2 1 3 11 6

N	A	I	V	A	O	C	C
9	15	8	11	15	12	5	17
<u>+ 9</u>	<u>- 6</u>	<u>+ 8</u>	<u>- 7</u>	<u>- 8</u>	<u>- 6</u>	<u>+ 9</u>	<u>- 9</u>

24 10 3 11 13 4 9 14 7 8 16 6 18 12

Stick Arithmetic

Aritmética de Palos



$$\begin{array}{r} \text{---} \\ \text{---} \\ \text{---} \\ + \\ \hline \end{array} = 11$$

$$\begin{array}{r} \text{---} \\ \text{---} \\ \text{---} \\ + \\ \hline \end{array} = 12$$

$$\begin{array}{r} \text{---} \\ \text{---} \\ \text{---} \\ + \\ \hline \end{array} = 13$$


$$\begin{array}{r} \text{---} \\ \text{---} \\ \text{---} \\ + \\ \hline \end{array} = 14$$

$$\begin{array}{r} \text{---} \\ \text{---} \\ \text{---} \\ + \\ \hline \end{array} = 15$$

$$\begin{array}{r} \text{---} \\ \text{---} \\ \text{---} \\ + \\ \hline \end{array} = 16$$

Stick Arithmetic

Aritmética de Palos



$$\begin{array}{r} \text{—} \\ \text{—} \\ \text{—} \\ \text{—} \\ \text{—} \end{array} + \begin{array}{r} \text{—} \\ \text{—} \end{array} = 7$$

$$\begin{array}{r} \text{—} \\ \text{—} \\ \text{—} \\ \text{—} \\ \text{—} \end{array} + \begin{array}{r} \text{—} \\ \text{—} \end{array} = 10$$

$$\begin{array}{r} \text{—} \\ \text{—} \\ \text{—} \\ \text{—} \\ \text{—} \end{array} + \begin{array}{r} \text{—} \\ \text{—} \end{array} = 9$$

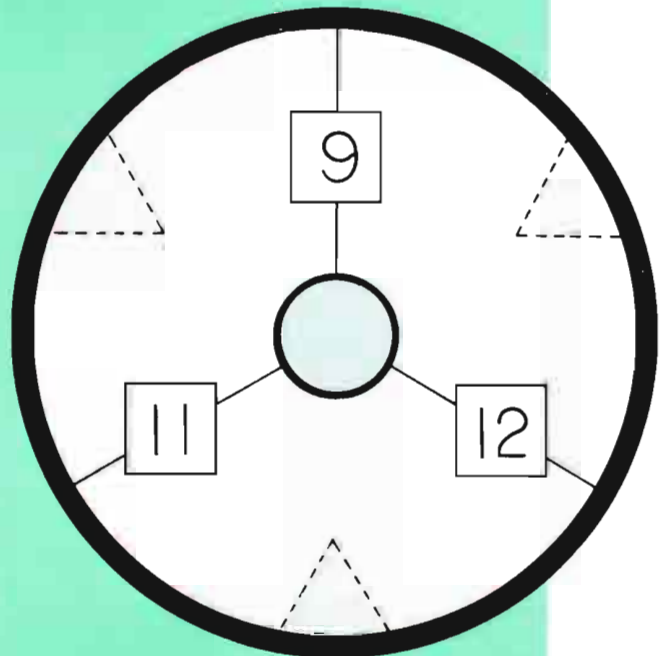
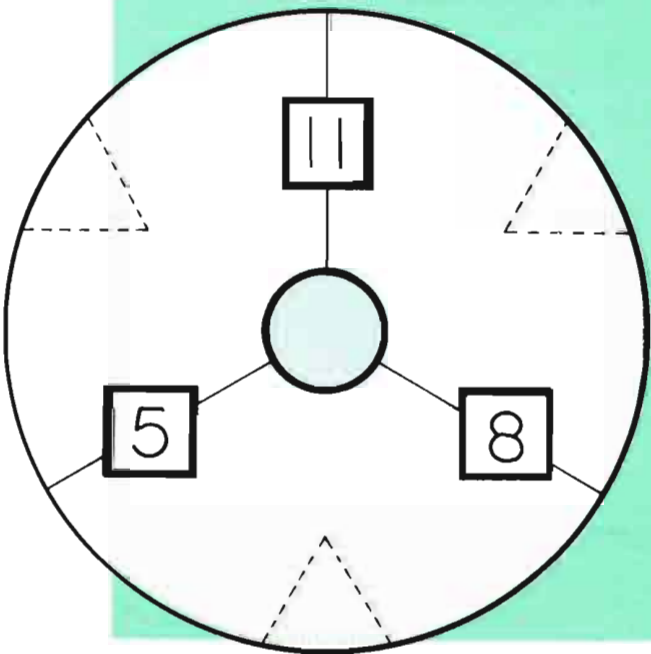
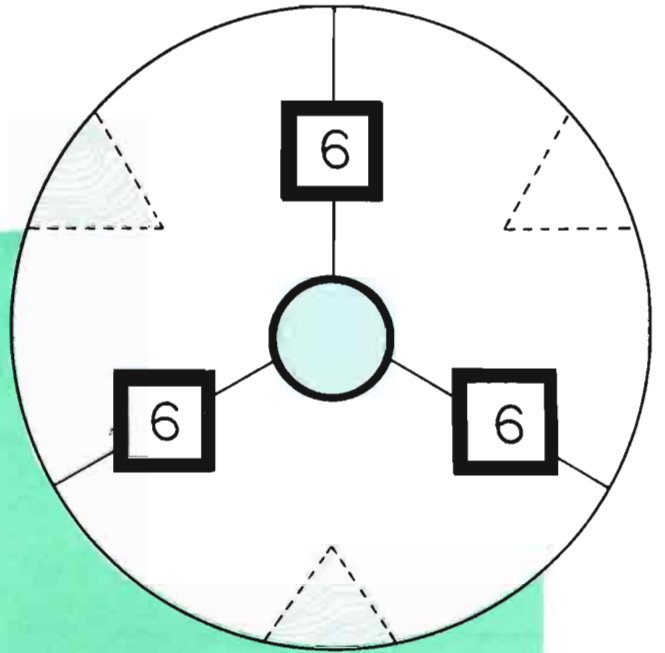
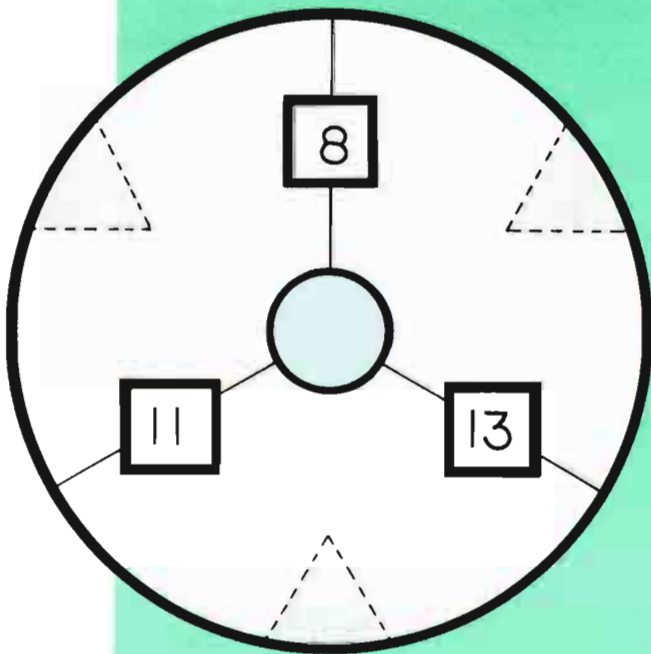
$$\begin{array}{r} \text{—} \\ \text{—} \\ \text{—} \\ \text{—} \\ \text{—} \end{array} + \begin{array}{r} \text{—} \\ \text{—} \end{array} = 12$$

$$\begin{array}{r} \text{—} \\ \text{—} \\ \text{—} \\ \text{—} \\ \text{—} \end{array} + \begin{array}{r} \text{—} \\ \text{—} \end{array} = 16$$

$$\begin{array}{r} \text{—} \\ \text{—} \\ \text{—} \\ \text{—} \\ \text{—} \end{array} + \begin{array}{r} \text{—} \\ \text{—} \end{array} = 11$$


"3-Way Puzzles"

"Rompecabezas de 3 Maneras"



Stick Arithmetic

Aritmética de Palos



_____ + _____ = 20

_____ + _____ = 8


_____ + _____ = 11

_____ + _____ = 23

_____ + _____ = 21

_____ + _____ = 25

NÚMEROS DOBLES



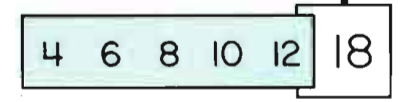

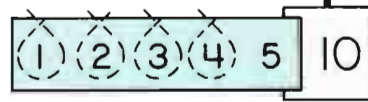


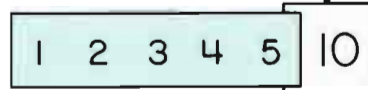
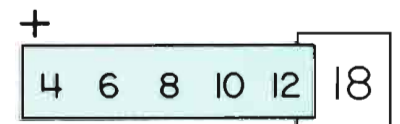

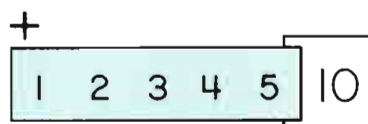
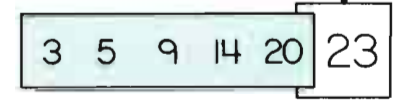

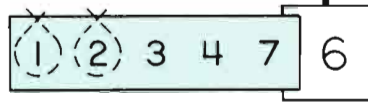
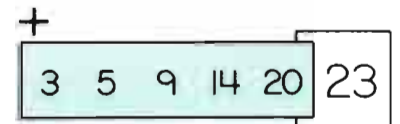
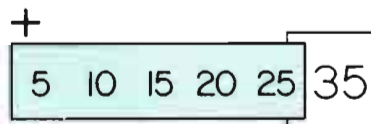
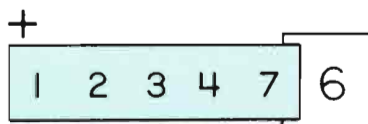
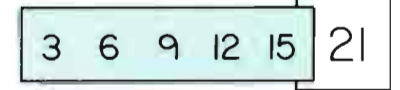

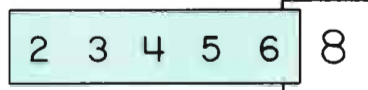
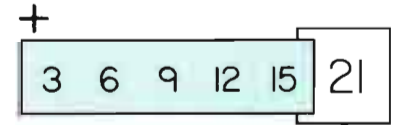
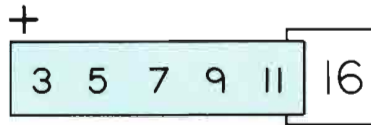
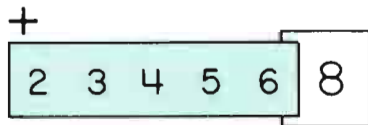
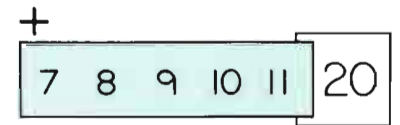

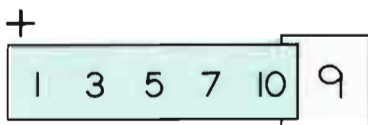
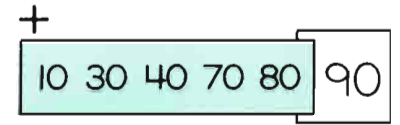
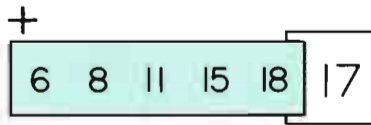
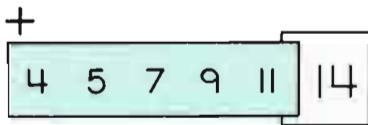
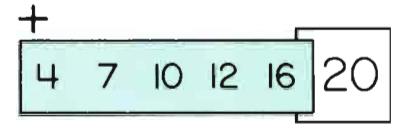
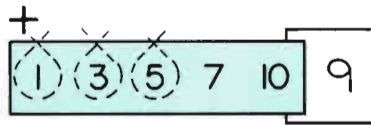
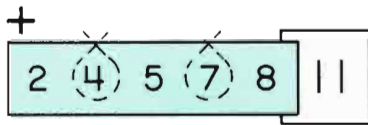
DOUBLE NUMBERS

Conecte el mismo número sin cruzar líneas por favor!
Please connect the same numbers without crossing lines.

A collection of numbers scattered across the page, intended for a dot-marker activity. The numbers are: 8, 1, 5, 3, 6, 7, 13, 2, 15, 12, 4, 5, 9, 13, 6, 12, 10, 8, 2, 10, 3, 10, 4, 15, 9, 7, 1.

Loop Arithmetic

Aritmética de Lazo



From the List

1, 2, 3, 4, 5, 6

$$\begin{array}{r} \square \\ \hline \square \\ \hline \square \\ \hline + \\ \hline 9 \end{array} \quad \begin{array}{r} \square \\ \hline \square \\ \hline \square \\ \hline + \\ \hline 9 \end{array} \quad \begin{array}{r} \square \\ \hline \square \\ \hline \square \\ \hline + \\ \hline 9 \end{array}$$

De la Lista

1, 2, 3, 4, 5, 6

$$\begin{array}{r} \square \\ \hline \square \\ \hline \square \\ \hline + \\ \hline 10 \end{array} \quad \begin{array}{r} \square \\ \hline \square \\ \hline \square \\ \hline + \\ \hline 10 \end{array} \quad \begin{array}{r} \square \\ \hline \square \\ \hline \square \\ \hline + \\ \hline 10 \end{array}$$

1, 2, 3, 4, 5, 6

$$\begin{array}{r} \square \\ \hline \square \\ \hline \square \\ \hline + \\ \hline 11 \end{array} \quad \begin{array}{r} \square \\ \hline \square \\ \hline \square \\ \hline + \\ \hline 11 \end{array} \quad \begin{array}{r} \square \\ \hline \square \\ \hline \square \\ \hline + \\ \hline 11 \end{array}$$

1, 2, 3, 4, 5, 6

$$\begin{array}{r} \square \\ \hline \square \\ \hline \square \\ \hline + \\ \hline 12 \end{array} \quad \begin{array}{r} \square \\ \hline \square \\ \hline \square \\ \hline + \\ \hline 12 \end{array} \quad \begin{array}{r} \square \\ \hline \square \\ \hline \square \\ \hline + \\ \hline 12 \end{array}$$

1, 2, 3, 4, 5, 6

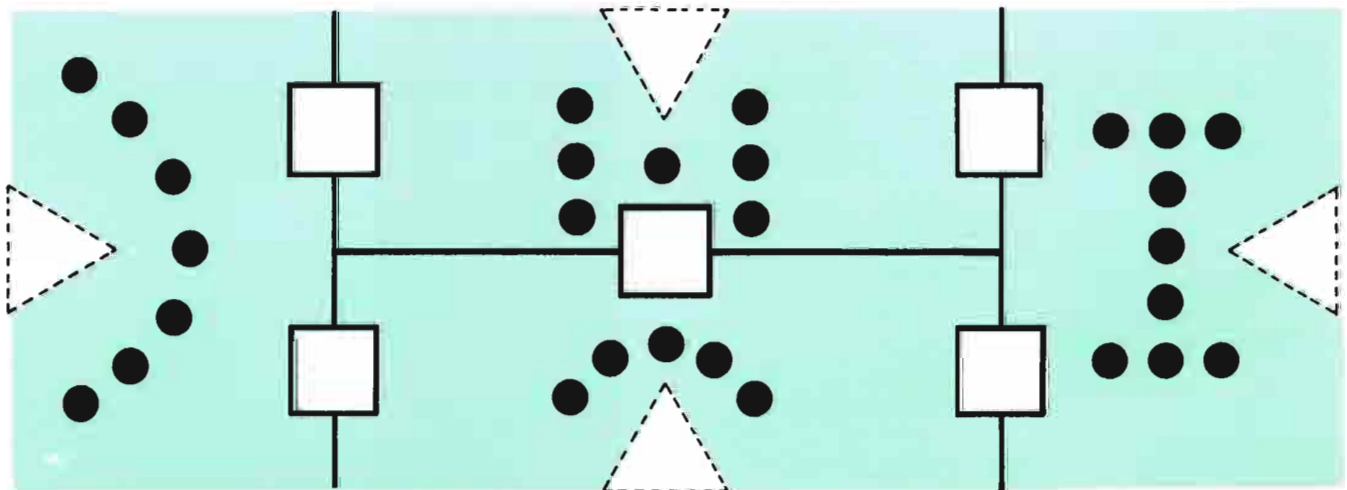
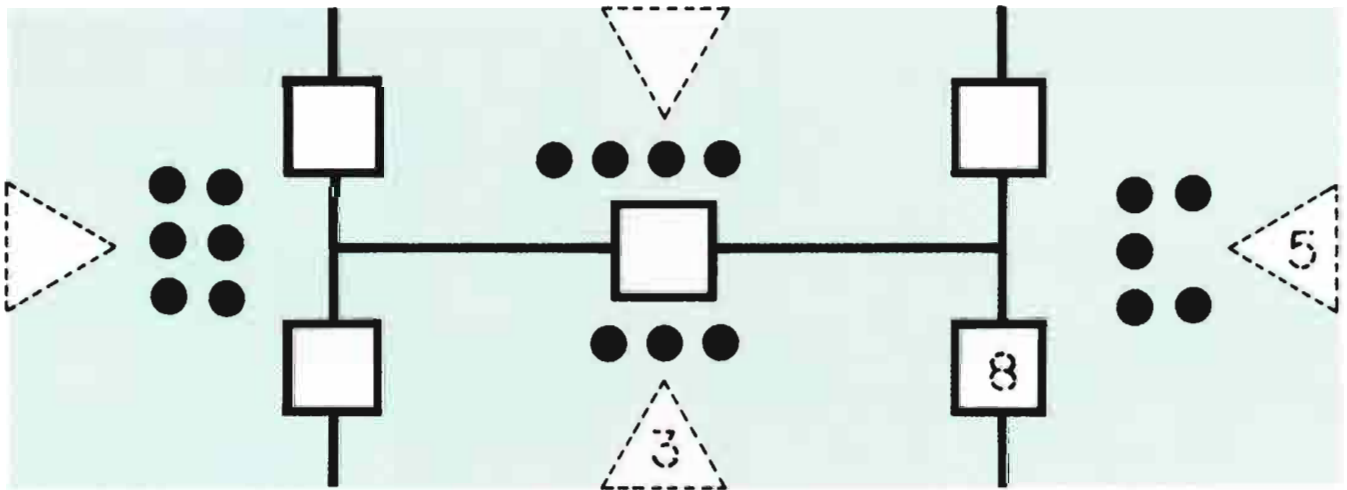
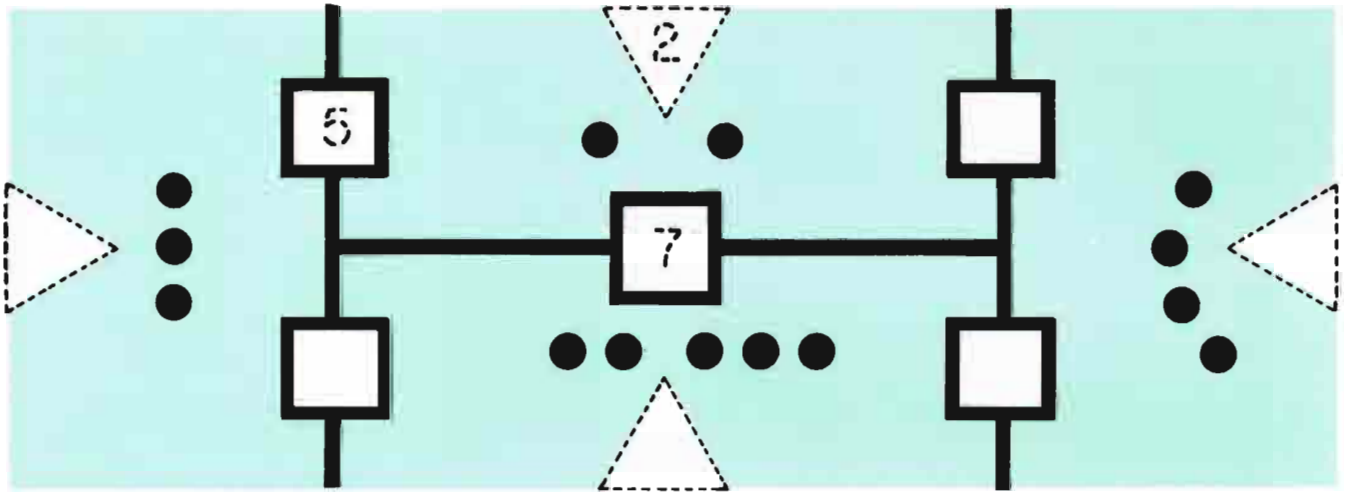
$$\begin{array}{r} \square \\ \hline \square \\ \hline \square \\ \hline + \\ \hline 6 \end{array} \quad \begin{array}{r} \square \\ \hline \square \\ \hline \square \\ \hline + \\ \hline 7 \end{array} \quad \begin{array}{r} \square \\ \hline \square \\ \hline \square \\ \hline + \\ \hline 8 \end{array}$$

1, 2, 3, 4, 5, 6

$$\begin{array}{r} \square \\ \hline \square \\ \hline \square \\ \hline + \\ \hline 13 \end{array} \quad \begin{array}{r} \square \\ \hline \square \\ \hline \square \\ \hline + \\ \hline 14 \end{array} \quad \begin{array}{r} \square \\ \hline \square \\ \hline \square \\ \hline + \\ \hline 15 \end{array}$$

Introducing "4-way Puzzles"
 (you may need counters)

Introduciendo "Rompecabezas de 4 Maneras"
 (tal vez necesite objetos para contar.)



From the List

De la Lista

1, 2, 3, 7, 8, 9

$$\begin{array}{r} \square \\ \hline \square \\ \hline \square \\ \hline + \\ \hline 12 \end{array} \quad \begin{array}{r} \square \\ \hline \square \\ \hline \square \\ \hline + \\ \hline 12 \end{array} \quad \begin{array}{r} \square \\ \hline \square \\ \hline \square \\ \hline + \\ \hline 12 \end{array}$$

2, 3, 4, 7, 8, 9

$$\begin{array}{r} \square \\ \hline \square \\ \hline \square \\ \hline + \\ \hline 14 \end{array} \quad \begin{array}{r} \square \\ \hline \square \\ \hline \square \\ \hline + \\ \hline 14 \end{array} \quad \begin{array}{r} \square \\ \hline \square \\ \hline \square \\ \hline + \\ \hline 14 \end{array}$$

2, 3, 4, 6, 7, 8

$$\begin{array}{r} \square \\ \hline \square \\ \hline \square \\ \hline + \\ \hline 12 \end{array} \quad \begin{array}{r} \square \\ \hline \square \\ \hline \square \\ \hline + \\ \hline 12 \end{array} \quad \begin{array}{r} \square \\ \hline \square \\ \hline \square \\ \hline + \\ \hline 12 \end{array}$$

2, 3, 4, 5, 6, 7

$$\begin{array}{r} \square \\ \hline \square \\ \hline \square \\ \hline + \\ \hline 13 \end{array} \quad \begin{array}{r} \square \\ \hline \square \\ \hline \square \\ \hline + \\ \hline 13 \end{array} \quad \begin{array}{r} \square \\ \hline \square \\ \hline \square \\ \hline + \\ \hline 13 \end{array}$$

2, 3, 4, 7, 8, 9

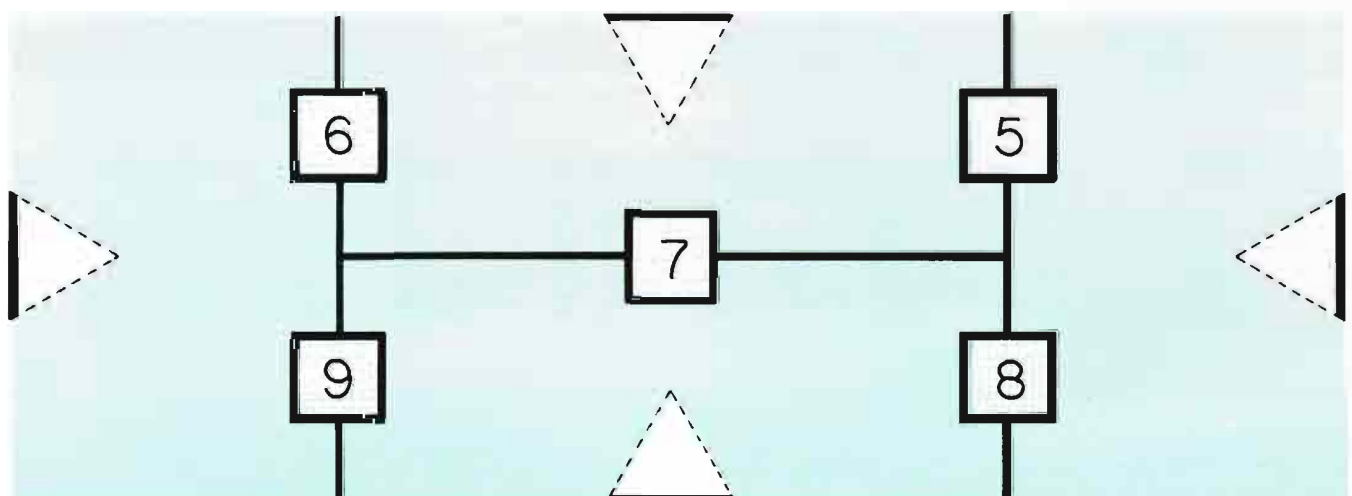
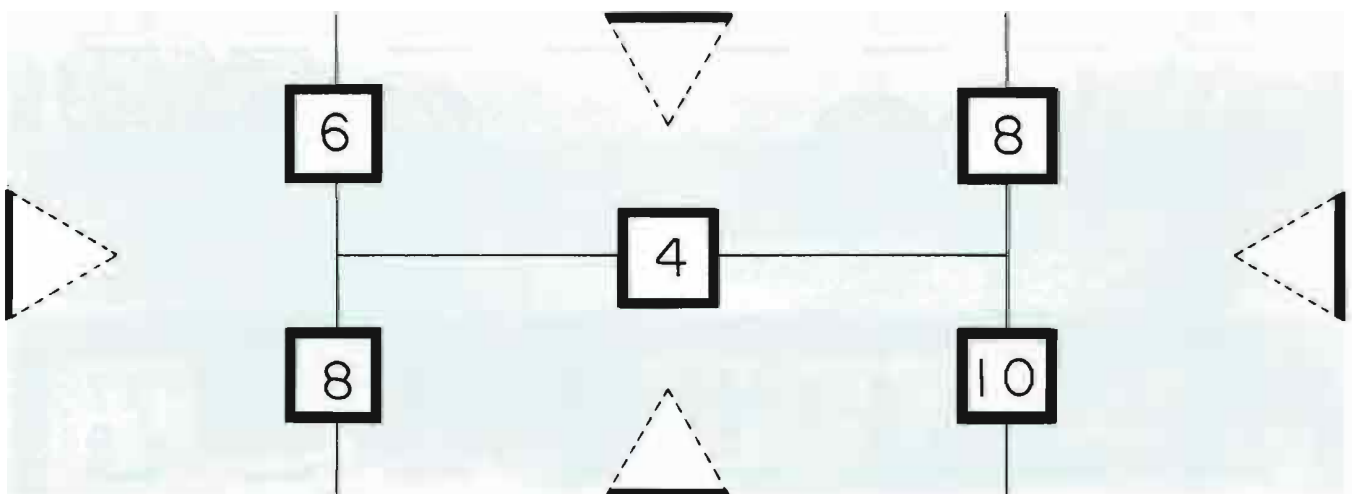
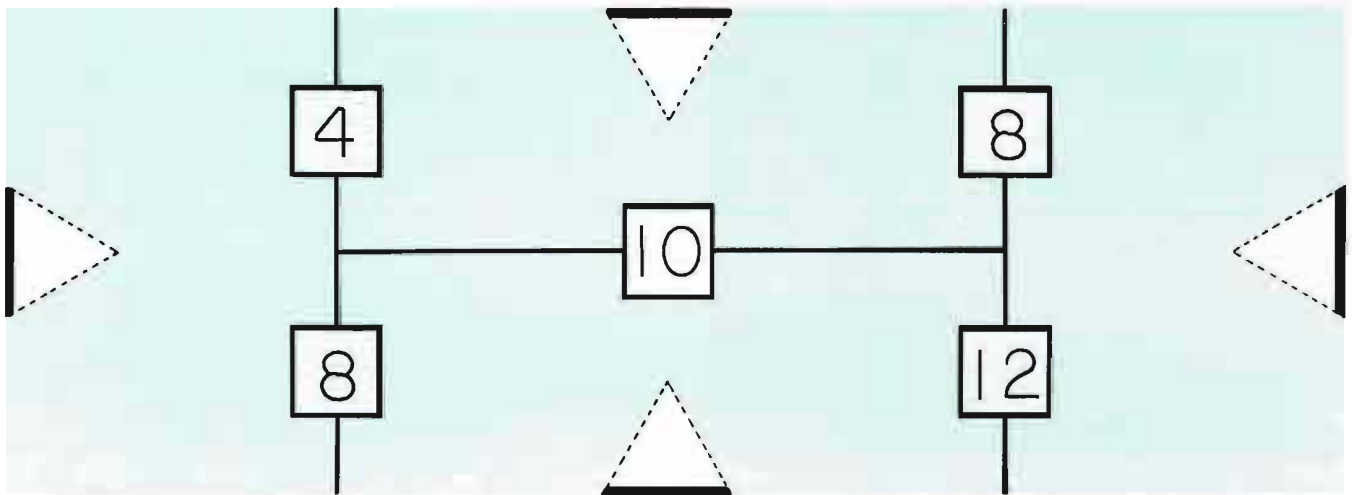
$$\begin{array}{r} \square \\ \hline \square \\ \hline \square \\ \hline + \\ \hline 19 \end{array} \quad \begin{array}{r} \square \\ \hline \square \\ \hline \square \\ \hline + \\ \hline 19 \end{array} \quad \begin{array}{r} \square \\ \hline \square \\ \hline \square \\ \hline + \\ \hline 19 \end{array}$$

1, 2, 3, 7, 8, 9

$$\begin{array}{r} \square \\ \hline \square \\ \hline \square \\ \hline + \\ \hline 18 \end{array} \quad \begin{array}{r} \square \\ \hline \square \\ \hline \square \\ \hline + \\ \hline 18 \end{array} \quad \begin{array}{r} \square \\ \hline \square \\ \hline \square \\ \hline + \\ \hline 18 \end{array}$$

More "4-way Puzzles"
(you may need counters)

Más "Rompecabezas de 4 Maneras"
(tal vez necesite objetos para contar)



M	E	N	U	S	C	R	B
7	4	14	5	14	10	14	12
<u>+ 1</u>	<u>+ 6</u>	<u>- 8</u>	<u>+ 6</u>	<u>- 7</u>	<u>- 5</u>	<u>- 5</u>	<u>- 8</u>

3 12 6 11 8 4 10 9 7 13 5 A 6 14

D	I	R	E	N	S	F	B
3	13	4	9	18	13	15	6
<u>+ 8</u>	<u>- 6</u>	<u>+ 9</u>	<u>- 5</u>	<u>- 9</u>	<u>- 8</u>	<u>- 7</u>	<u>+ 6</u>



10 12 4 3 8 13 7 4 9 11 5 1 14 2

M	E	A	T	R	I	C	T
8	12	5	14	6	9	9	17
<u>+ 8</u>	<u>- 7</u>	<u>+ 9</u>	<u>- 5</u>	<u>+ 7</u>	<u>+ 6</u>	<u>+ 9</u>	<u>- 9</u>

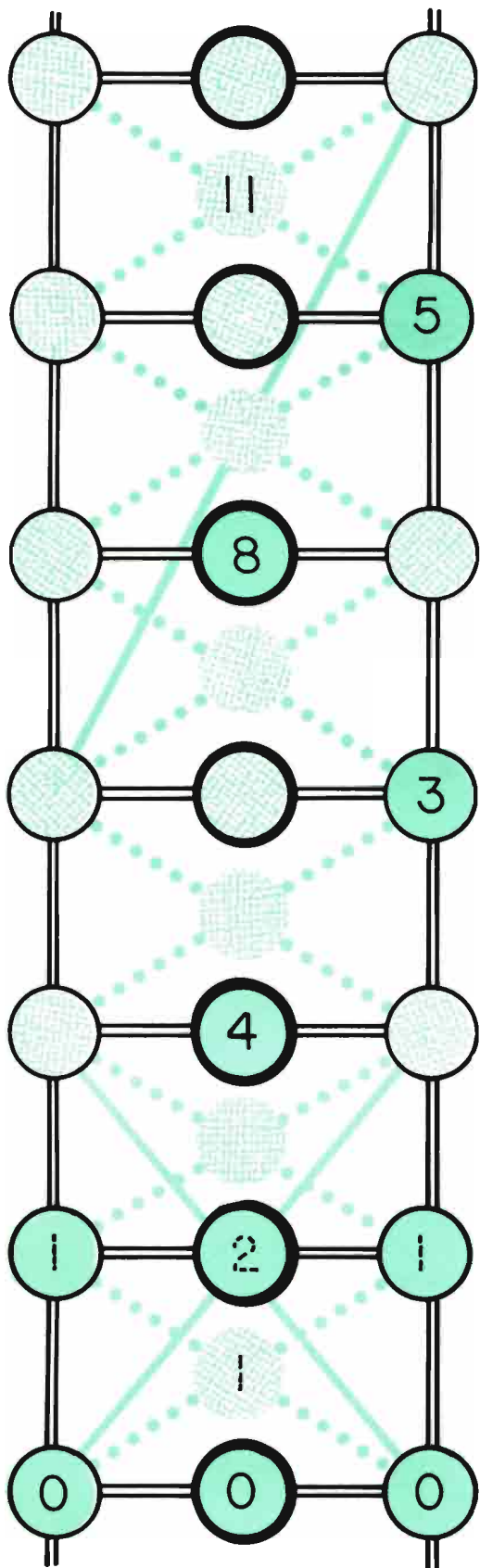
12 14 13 15 9 16 5 8 15 18 14 6 17 10

N	I	C	E	M	D	I	O
16	7	8	5	13	7	6	16
<u>- 9</u>	<u>+ 7</u>	<u>+ 9</u>	<u>+ 7</u>	<u>- 8</u>	<u>+ 8</u>	<u>+ 7</u>	<u>- 8</u>

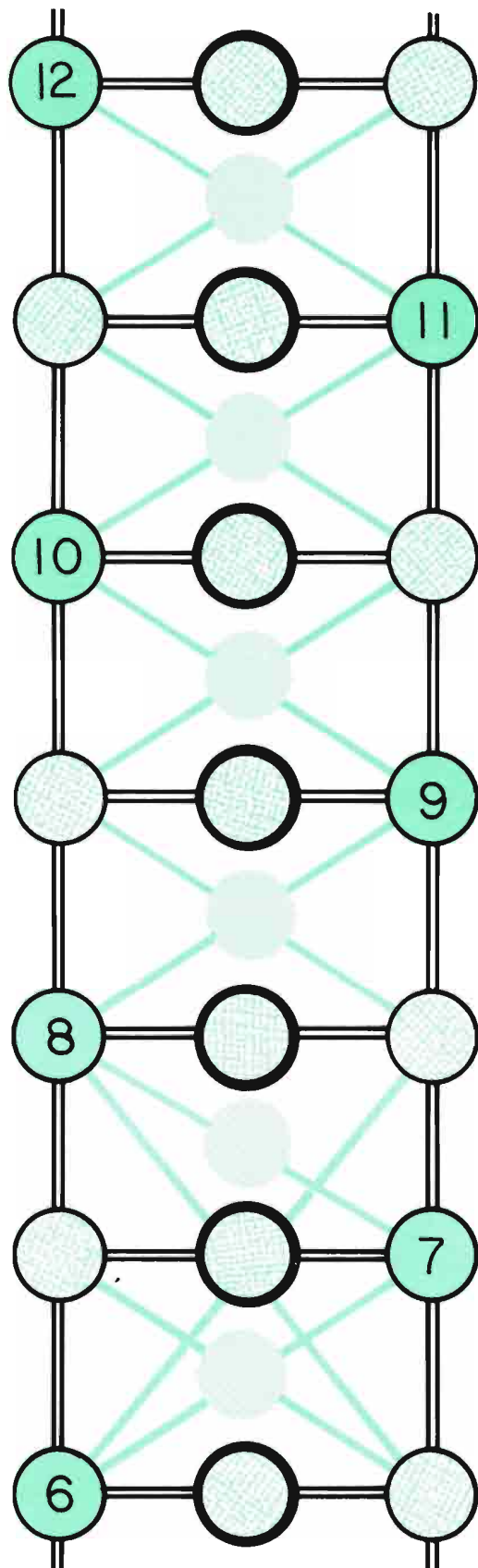
— — — — 5 12 15 14 17 13 8 7 — —



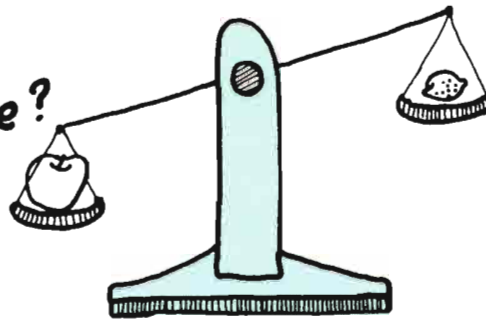
Number Ladders



Escaleras de Números



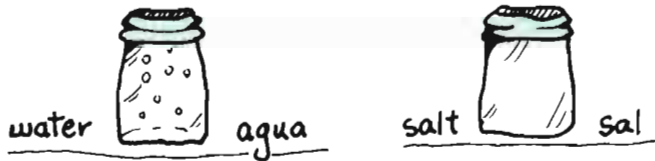
Which weighs more?



¿Cuál pesa más?

A jar of water or a jar of salt?

¿Un frasco de agua o un frasco de sal?



A paper cup of sand or of pebbles?

¿Una taza de papel con arena o con piedritas?



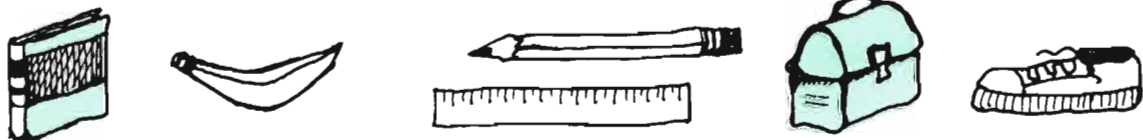
Your sandwich or your apple?

¿Su sandwich o su manzana?

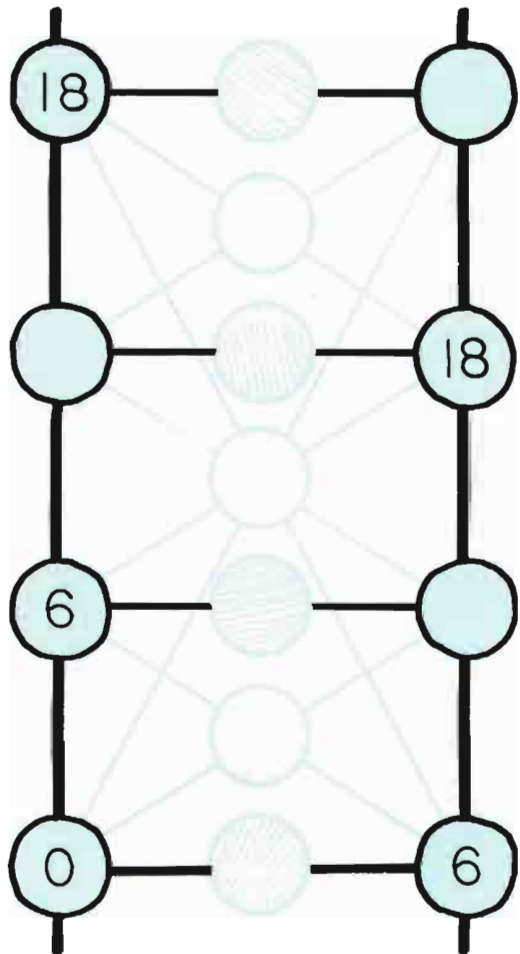
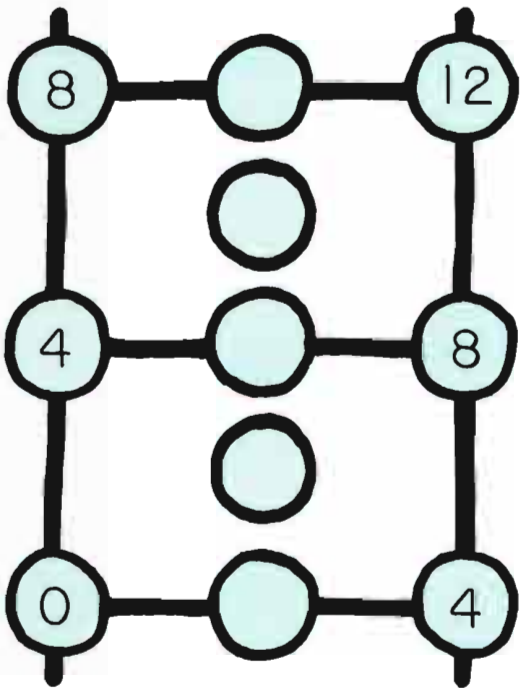


What other things around your room can you compare?

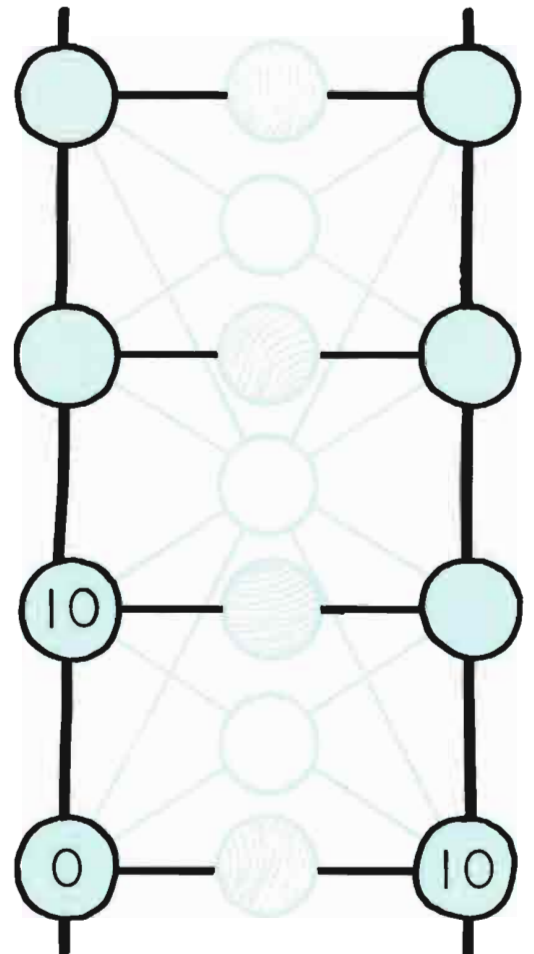
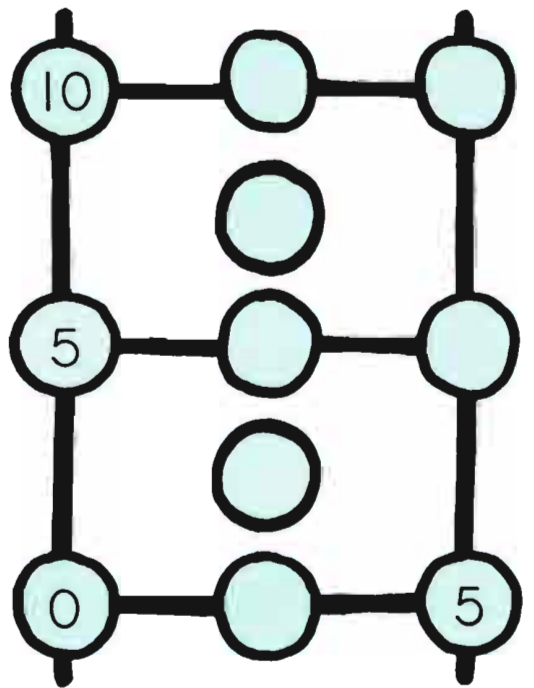
¿Qué otras cosas alrededor de su cuarto puede usted comparar?




Number Ladders









Escalera de Números











ADDITION
SUMAR

				
+		_____ ¢	_____ ¢	_____ ¢
+		_____ ¢	_____ ¢	_____ ¢
+		_____ ¢	_____ ¢	_____ ¢

SUBTRACTION
RESTAR

				
-		_____ ¢	_____ ¢	_____ ¢
-		_____ ¢	_____ ¢	_____ ¢

ENCUESTA SOBRE LA HORA DE ACOSTARSE
BEDTIME SURVEY



¿ A qué hora se acuesta usted ?
What time do you go to bed ?

Pregunte a 3 amigos a qué hora se acuestan .
Ask 3 friends what time they go to bed.

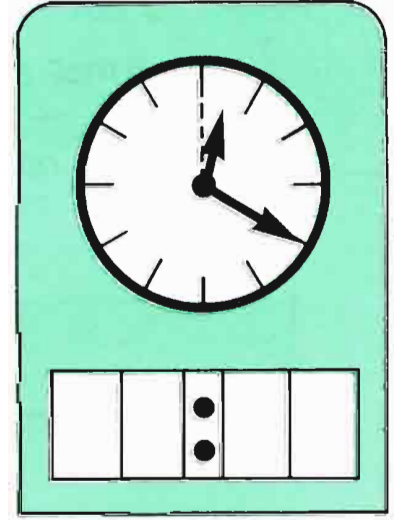

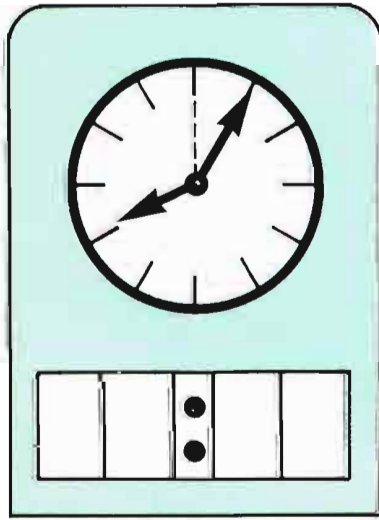
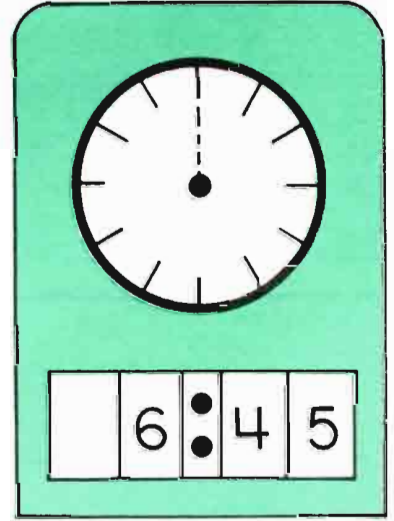
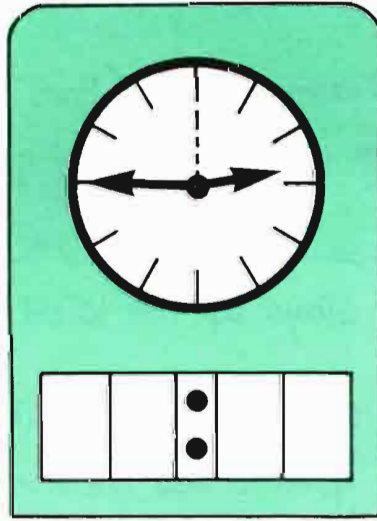
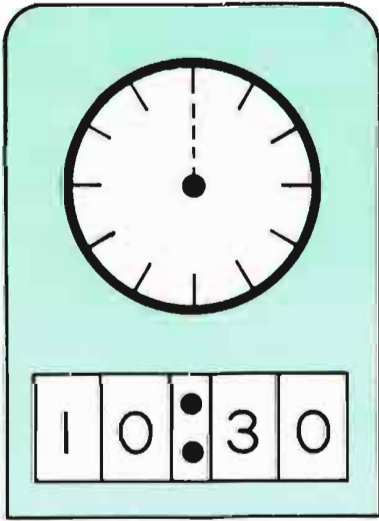
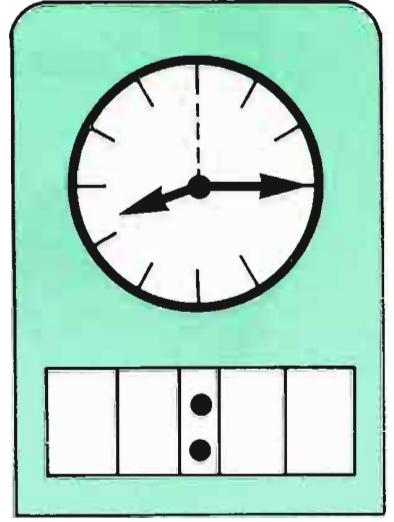
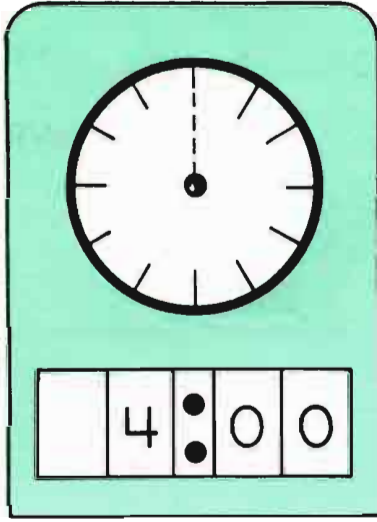
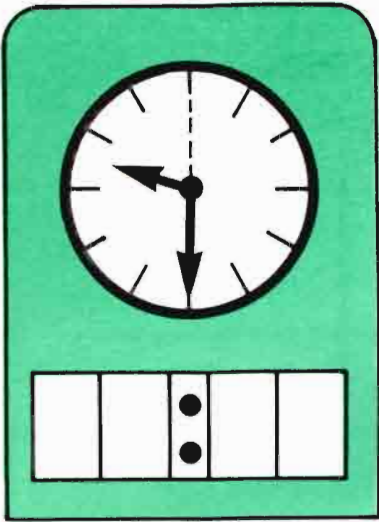
_____ se acuesta más tarde .
stays up the latest .

_____ se acuesta más temprano
goes to bed the earliest .












¿ Qué otras encuestas puede usted hacer ?
What other surveys can you make ?

nombre . name

tiempo de la cena
dinnertime



SUBTRACTION
RESTAR

			
-    	_____ ¢	_____ ¢	_____ ¢
-    	_____ ¢	_____ ¢	_____ ¢

	5 ¢	10 ¢	25 ¢
+ 10 ¢	¢	¢	¢
+ 25 ¢	¢	¢	¢
+ 50 ¢	¢	¢	¢

	25 ¢	50 ¢	75 ¢
- 5 ¢	¢	¢	¢
- 10 ¢	¢	¢	¢
- 25 ¢	¢	¢	¢

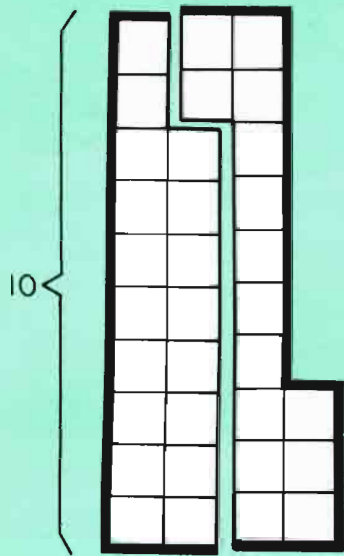
Please make up some examples of your own.

Favor de hacer algunos ejemplos suyos.

	¢	¢	¢
+ ¢	¢	¢	¢
+ ¢	¢	¢	¢

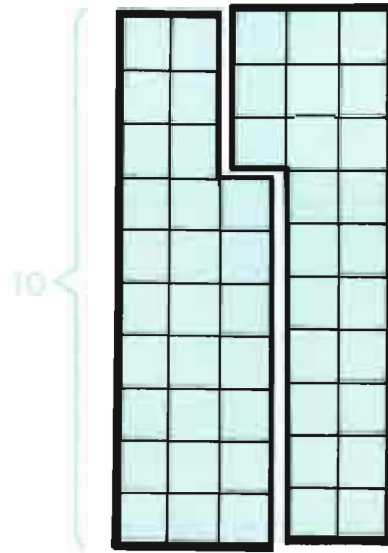
	¢	¢	¢
- ¢	¢	¢	¢
- ¢	¢	¢	¢

What Can You See?

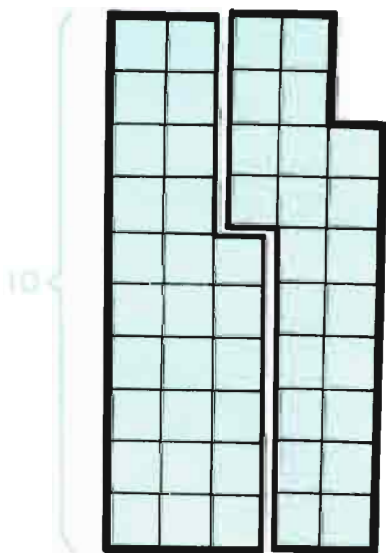


$$\begin{array}{r} 33 \\ - 15 \\ \hline \end{array} \quad \begin{array}{r} 33 \\ - 18 \\ \hline \end{array} \quad \begin{array}{r} 18 \\ + 15 \\ \hline \end{array} \quad \begin{array}{r} 15 \\ + 18 \\ \hline \end{array}$$

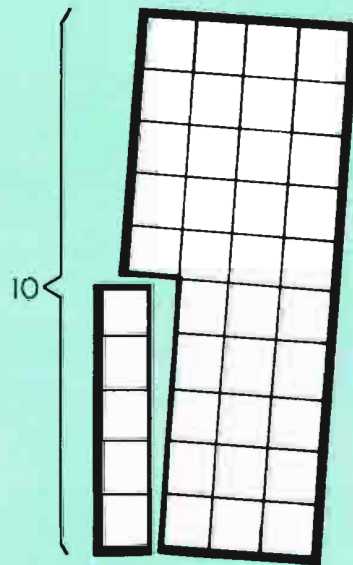
¿Qué Puede Usted Ver?



$$\begin{array}{r} 50 \\ - 23 \\ \hline \end{array} \quad - \quad \begin{array}{r} + \\ \hline \end{array} \quad \begin{array}{r} + \\ \hline \end{array} \quad \begin{array}{r} + \\ \hline \end{array}$$



$$\begin{array}{r} - \\ \hline \end{array} \quad \begin{array}{r} - \\ \hline \end{array} \quad \begin{array}{r} + \\ \hline \end{array} \quad \begin{array}{r} + \\ \hline \end{array}$$



$$\begin{array}{r} - \\ \hline \end{array} \quad \begin{array}{r} - \\ \hline \end{array} \quad \begin{array}{r} + \\ \hline \end{array} \quad \begin{array}{r} + \\ \hline \end{array}$$

measuring with steps and hops
midiendo con pasos y brincos



FOR ME THERE ARE: PARA MÍ HAY:

_____ steps from my bed to the kitchen sink.

_____ pasos de mi cama al fregadero de la cocina.

How many hops? _____ ¿Cuántos brincos?

_____ steps from the kitchen sink to the front door.

_____ pasos del fregadero de la cocina a la puerta de enfrente.

How many hops? _____ ¿Cuántos brincos?

_____ steps to cross the classroom.

_____ pasos para cruzar la sala de clase.

How many hops? _____ ¿Cuántos brincos?


_____ steps from the school office door to the classroom door.

_____ pasos de la puerta de la oficina de la escuela a la
puerta de la sala de clase.

How many hops? _____ ¿Cuántos brincos?

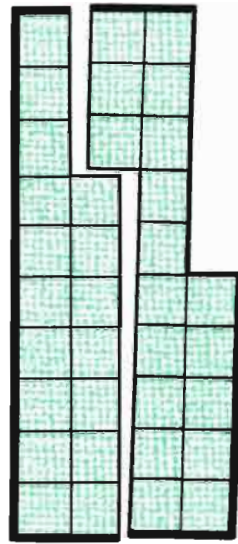


What Can You See?

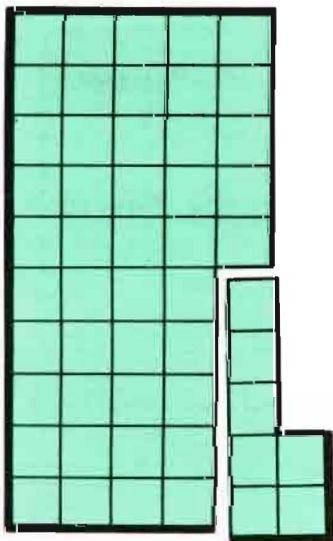


- - + +


¿Qué Puede Usted Ver?



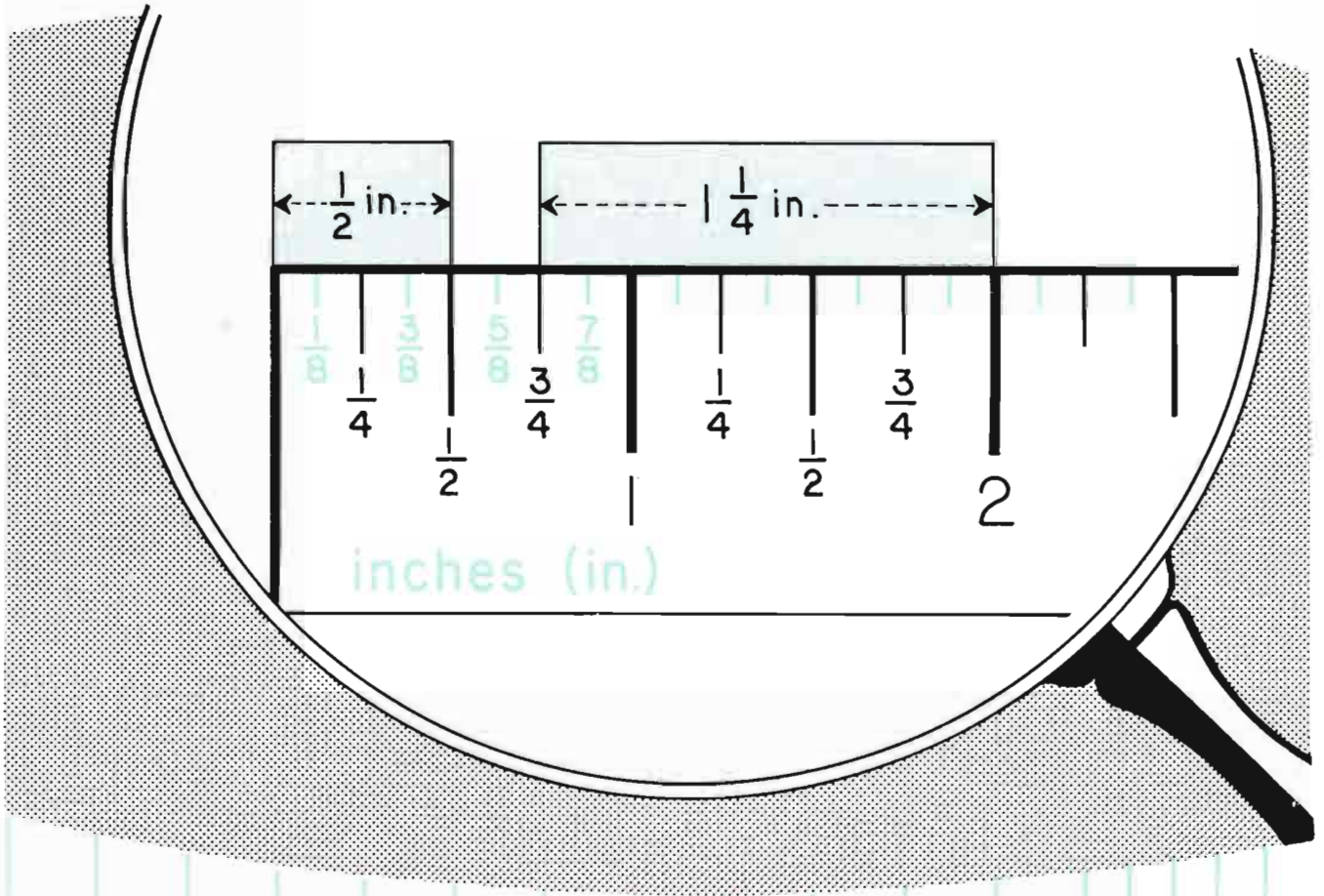
- - + +



- - + +



- - + +



in.

in.

in.

in.

in.

in.

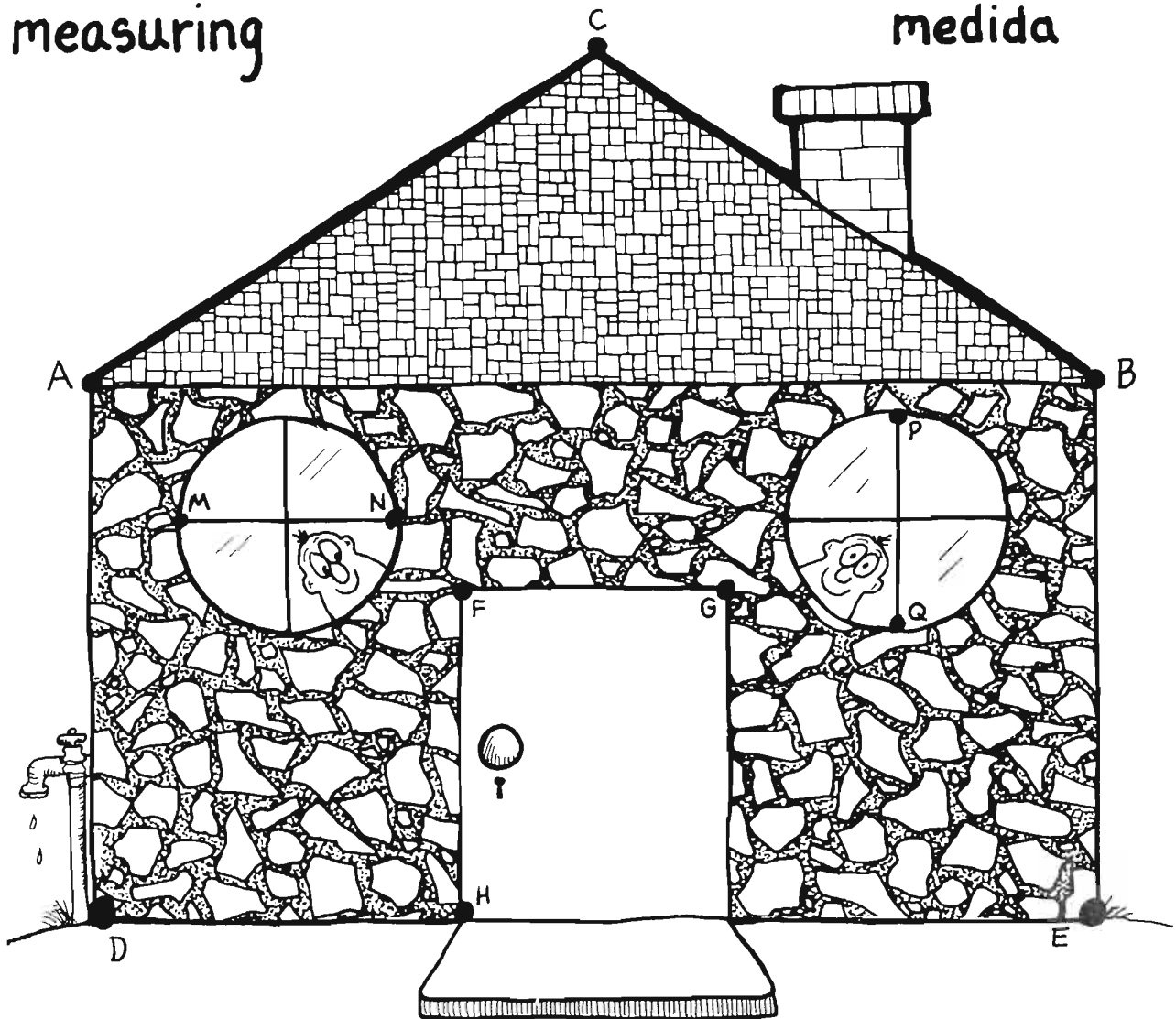
in.

in.



measuring

medida



A...B

cm

F...G

cm

M...N

cm

A...C

cm

H...G

cm

P...Q


cm

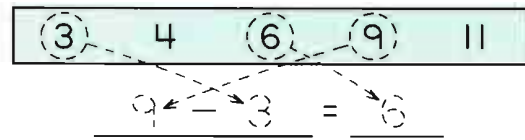
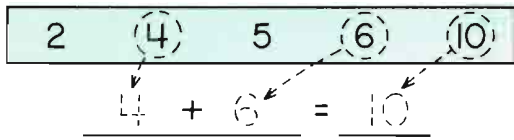
D...B

cm

D...E

cm





Please complete the number sentences using only numbers from the list.

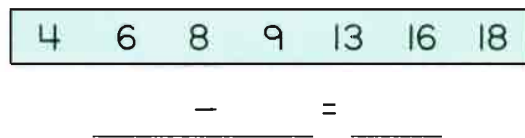
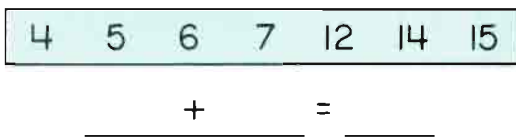
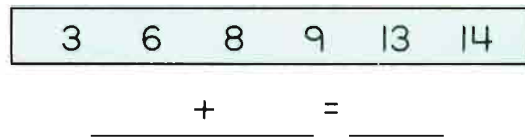
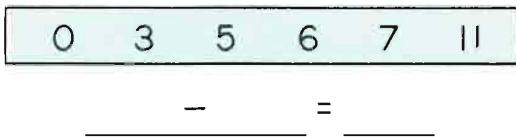
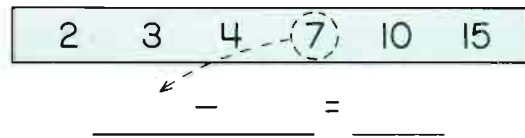
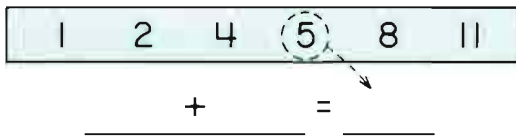
Favor de usar sólo números de la lista para completar las oraciones de números.

Another Rule:

Do not use the same number twice in any one number sentence.

Otra Regla:

No use el mismo número dos veces en ninguna oración de números.



$$\underline{2} + \underline{4} = \underline{6}$$

$$\underline{\quad} - \underline{\quad} = \underline{3}$$

$$\underline{8} - \underline{2} = \underline{\quad}$$

$$\underline{\quad} + \underline{\quad} = \underline{15}$$

$$\underline{8} + \underline{2} = \underline{\quad}$$

$$\underline{\quad} - \underline{\quad} = \underline{5}$$

$$\underline{1} + \underline{4} + \underline{\quad} = \underline{10}$$

$$\underline{\quad} + \underline{\quad} = \underline{15}$$

There are many ways to complete some of the sentences.

Hay muchas maneras de completar algunas de las oraciones.

Loop Arithmetic

Aritmética de Lazo

Rule for this page: loop 2 numbers in the list so their difference is the number on the right.

Regla para esta página: enlace 2 números en la lista de manera que la diferencia sea el número a la derecha.

$\overline{\quad}$
 10 9 8 6 4 3
 9 - 6 = 3

$\overline{\quad}$
 10 9 8 5 1 2
 - 8 = 2

$\overline{\quad}$
 16 13 10 9 8 5
 - = 5

$\overline{\quad}$
 11 10 9 4 1 7

$\overline{\quad}$
 17 15 10 9 7 6

$\overline{\quad}$
 19 18 14 9 3 10

$\overline{\quad}$
 23 15 8 6 4 7

$\overline{\quad}$
 19 17 12 9 3 8

$\overline{\quad}$
 25 19 13 10 4 15

Please complete these examples in 2 different ways.
 Favor de completar estos ejemplos en 2 maneras diferentes.

$\overline{\quad}$
 10 8 7 4 1 6
 $\overline{\quad}$
 10 8 7 4 1 6

$\overline{\quad}$
 12 8 7 4 2 5
 $\overline{\quad}$
 12 8 7 4 2 5

$\overline{\quad}$
 20 18 15 10 7 8
 $\overline{\quad}$
 20 18 15 10 7 8

$\overline{\quad}$
 16 14 13 9 6 7
 $\overline{\quad}$
 16 14 13 9 6 7

$\overline{\quad}$
 40 25 20 15 5 20
 $\overline{\quad}$
 40 25 20 15 5

$\overline{\quad}$
 19 17 15 10 8 9
 $\overline{\quad}$
 19 17 15 10 8

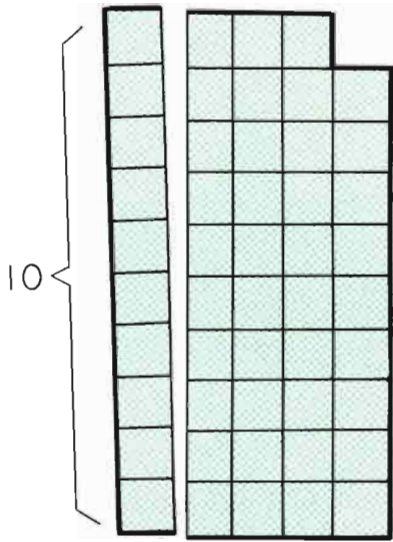
Please make up examples of your own that can be completed in 2 different ways.
 Favor de hacer ejemplos suyos que se puedan completar en 2 maneras diferentes.

$\overline{\quad}$
 $\overline{\quad}$

$\overline{\quad}$
 $\overline{\quad}$

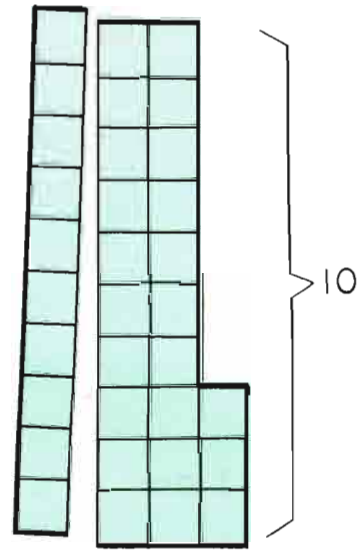
$\overline{\quad}$
 $\overline{\quad}$

What Can You See?

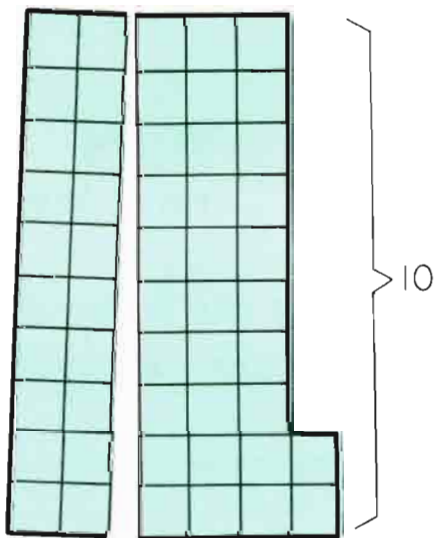


$$\begin{array}{r} 49 \\ - 10 \\ \hline \end{array} \quad \begin{array}{r} 49 \\ - 39 \\ \hline \end{array} \quad \begin{array}{r} 39 \\ + 10 \\ \hline \end{array} \quad \begin{array}{r} 10 \\ + 39 \\ \hline \end{array}$$

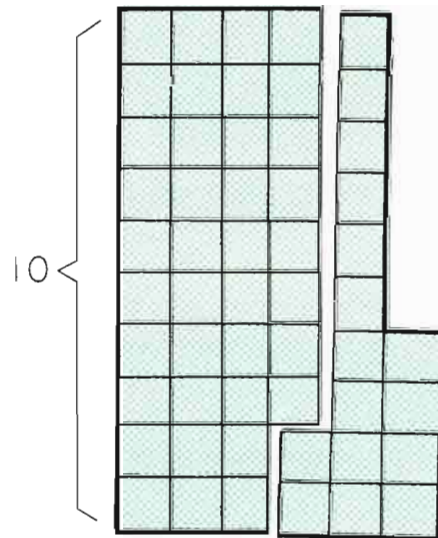
¿Qué Puede Usted Ver?



$$\begin{array}{r} - \\ \hline \end{array} \quad \begin{array}{r} - \\ \hline \end{array} \quad \begin{array}{r} + \\ \hline \end{array} \quad \begin{array}{r} + \\ \hline \end{array}$$



$$\begin{array}{r} - \\ \hline \end{array} \quad \begin{array}{r} - \\ \hline \end{array} \quad \begin{array}{r} + \\ \hline \end{array} \quad \begin{array}{r} + \\ \hline \end{array}$$



$$\begin{array}{r} - \\ \hline \end{array} \quad \begin{array}{r} - \\ \hline \end{array} \quad \begin{array}{r} + \\ \hline \end{array} \quad \begin{array}{r} + \\ \hline \end{array}$$

Measuring my body



Midiendo mi cuerpo

my waist is _____ in. _____ cm.
 mi cintura es _____ pg. _____ cm.


I am _____ in. tall _____ cm tall.
 Yo soy _____ pg. de altura _____ cm de altura.

my wrist is _____ in. _____ cm.
 mi muñeca es _____ pg. _____ cm.

my foot is _____ in. long _____ cm long.
 mi pie es _____ pg. de largo _____ cm de largo.

my hair is _____ in. long _____ cm long.
 mi pelo es _____ pg. de largo _____ cm de largo.

There are _____ in. _____ cm from my right ear to my left.
 Hay _____ pg. _____ cm de mi oreja derecha a mi izquierda.



Patterns in Answers

Muestras en las Respuestas

$$\begin{array}{r} 20 \\ - 8 \\ \hline \end{array} \quad \begin{array}{r} 40 \\ - 6 \\ \hline \end{array} \quad \begin{array}{r} 60 \\ - 4 \\ \hline \end{array} \quad \begin{array}{r} 80 \\ - 2 \\ \hline \end{array}$$

$$\begin{array}{r} 8 \\ + 9 \\ \hline \end{array} \quad \begin{array}{r} 10 \\ + 61 \\ \hline \end{array} \quad \begin{array}{r} 30 \\ - 13 \\ \hline \end{array} \quad \begin{array}{r} 80 \\ - 9 \\ \hline \end{array}$$

$$\begin{array}{r} 15 \\ + 13 \\ \hline \end{array} \quad \begin{array}{r} 50 \\ - 13 \\ \hline \end{array} \quad \begin{array}{r} 29 \\ + 17 \\ \hline \end{array} \quad \begin{array}{r} 70 \\ - 15 \\ \hline \end{array}$$

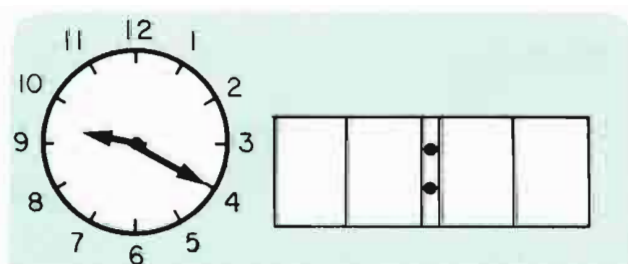
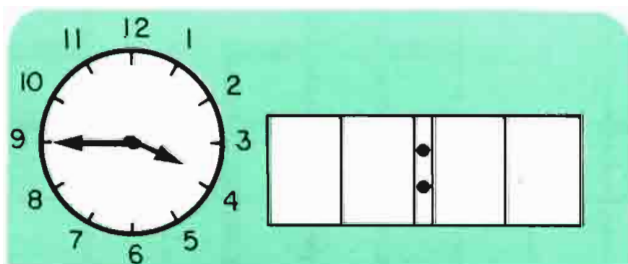
$$\begin{array}{r} 108 \\ - 32 \\ \hline \end{array} \quad \begin{array}{r} 27 \\ + 27 \\ \hline \end{array} \quad \begin{array}{r} 16 \\ + 16 \\ \hline \end{array} \quad \begin{array}{r} 100 \\ - 90 \\ \hline \end{array}$$

$$\begin{array}{r} 50 \\ - 6 \\ \hline \end{array} \quad \begin{array}{r} 50 \\ - 15 \\ \hline \end{array} \quad \begin{array}{r} 50 \\ - 24 \\ \hline \end{array} \quad \begin{array}{r} 50 \\ - 33 \\ \hline \end{array}$$

$$\begin{array}{r} 30 \\ - 18 \\ \hline \end{array} \quad \begin{array}{r} 40 \\ - 17 \\ \hline \end{array} \quad \begin{array}{r} 50 \\ - 16 \\ \hline \end{array} \quad \begin{array}{r} 60 \\ - 15 \\ \hline \end{array}$$

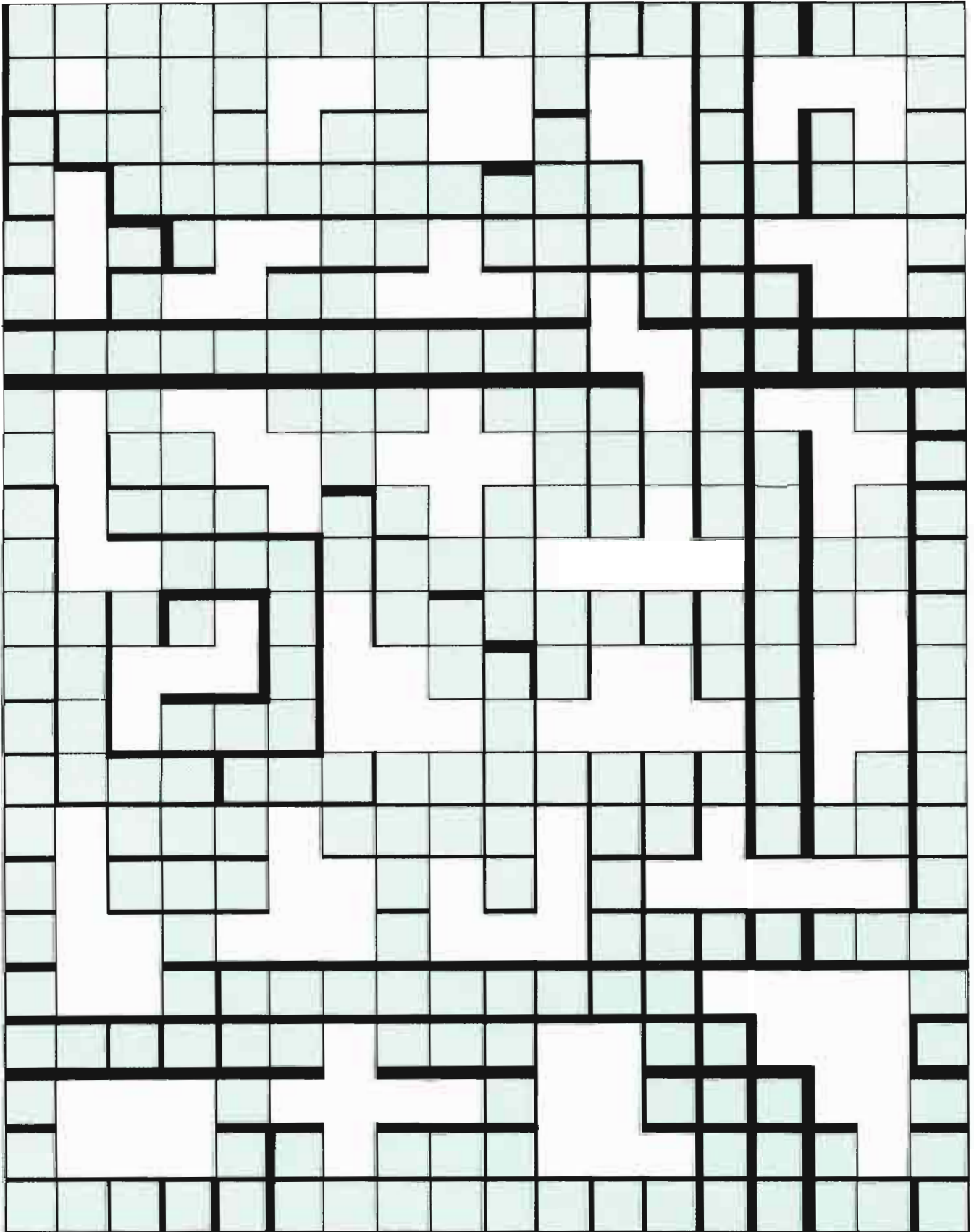
$$\begin{array}{r} 30 \\ - 24 \\ \hline \end{array} \quad \begin{array}{r} 30 \\ - 18 \\ \hline \end{array} \quad \begin{array}{r} 30 \\ - 12 \\ \hline \end{array} \quad \begin{array}{r} 30 \\ - 6 \\ \hline \end{array}$$

$$\begin{array}{r} 18 \\ - 9 \\ \hline \end{array} \quad \begin{array}{r} 36 \\ - 18 \\ \hline \end{array} \quad \begin{array}{r} 54 \\ - 27 \\ \hline \end{array} \quad \begin{array}{r} 72 \\ - 36 \\ \hline \end{array}$$



How many blocks are not colored?

¿Cuántos cuadros no están pintados de color?



TELÉFONO TELEPHONE

Mi número de teléfono es _____

My phone number is _____

La suma de todas las cifras es _____

The sum of all the digits is _____



Los números de teléfono de cuatro de mis amigos son:

Four of my friends' phone numbers are:

nombre	name	el número de teléfono	phone number

¿De quién son las cifras cuyos números suman más?

Whose digits add up to the biggest number? _____

¿De quién son las cifras cuyos números suman menos?

Whose digits add up to the smallest number? _____

¿Para llamar a todos los 4 amigos en una mañana,


cuántos cifras tendría que marcar? _____

To call 4 friends in one morning how many

digits would you have to dial? _____

How many blocks are not colored?

¿Cuántos cuadros no están pintados de color?



From the List:

No numbers are to be repeated in any one example.

2 (4) (6) 8 (10) 12 14 16

$$\begin{array}{r} 4 + 6 = 10 \\ 4 + \quad = 6 \\ \quad + \quad = 16 \end{array}$$

3 4 5 6 7 8 9 10 11

$$\begin{array}{r} \quad - \quad = \quad \\ \quad - \quad = \quad \\ \quad - \quad = \quad \end{array}$$

2 3 4 5 6 7 8 9 10

$$\begin{array}{r} \quad + \quad = \quad \\ \quad - \quad = \quad \\ \quad + \quad + \quad = \quad \\ 10 + 2 - 3 = \quad \end{array}$$

2 4 6 8 10 12 14 16

$$\begin{array}{r} \quad + \quad = \quad \\ \quad = \quad + \quad \\ \quad = \quad - \quad \\ \quad + \quad = \quad + \quad \\ \quad + \quad = \quad - \quad \end{array}$$

De la Lista:

Ningún número debe de repetirse en ningún ejemplo.

1 3 5 7 9 11 12

$$\begin{array}{r} \quad + \quad = \quad \\ \quad + \quad = \quad \\ \quad + \quad = \quad \end{array}$$

3 6 9 12 15 18 21

$$\begin{array}{r} \quad - \quad = \quad \\ \quad - \quad = \quad \\ \quad - \quad = \quad \end{array}$$

0 2 4 6 8 10 12 14 16

$$\begin{array}{r} \quad + \quad = \quad \\ \quad - \quad = \quad \\ \quad + \quad + \quad = \quad \\ \quad + \quad - \quad = \quad \end{array}$$

1 3 5 7 9 10 11 13 15

$$\begin{array}{r} \quad = \quad + \quad \\ \quad = \quad - \quad \\ \quad - \quad = \quad + \quad \\ \quad - \quad = \quad - \quad \\ \quad + \quad = \quad + \quad \end{array}$$

From the List:

No numbers are to be repeated
in any one example.

De la Lista:

Ningún número debe de repetirse
en ningún ejemplo.

2, 3, 4, 5, 6, 7

1, 3, 5, 7, 9, 11

$$\begin{array}{r} \square \\ \hline \square \\ \hline \square \\ \hline + \\ \hline 12 \end{array}$$

$$\begin{array}{r} \square \\ \hline \square \\ \hline \square \\ \hline + \\ \hline 12 \end{array}$$

$$\begin{array}{r} \square \\ \hline \square \\ \hline \square \\ \hline + \\ \hline 12 \end{array}$$

$$\begin{array}{r} \square \\ \hline \square \\ \hline \square \\ \hline + \\ \hline 15 \end{array}$$

$$\begin{array}{r} \square \\ \hline \square \\ \hline \square \\ \hline + \\ \hline 15 \end{array}$$

$$\begin{array}{r} \square \\ \hline \square \\ \hline \square \\ \hline + \\ \hline 15 \end{array}$$

$$\begin{array}{r} \square \\ \hline \square \\ \hline \square \\ \hline + \\ \hline 13 \end{array}$$

$$\begin{array}{r} \square \\ \hline \square \\ \hline \square \\ \hline + \\ \hline 13 \end{array}$$

$$\begin{array}{r} \square \\ \hline \square \\ \hline \square \\ \hline + \\ \hline 13 \end{array}$$

$$\begin{array}{r} \square \\ \hline \square \\ \hline \square \\ \hline + \\ \hline 17 \end{array}$$

$$\begin{array}{r} \square \\ \hline \square \\ \hline \square \\ \hline + \\ \hline 17 \end{array}$$

$$\begin{array}{r} \square \\ \hline \square \\ \hline \square \\ \hline + \\ \hline 17 \end{array}$$

$$\begin{array}{r} \square \\ \hline \square \\ \hline \square \\ \hline + \\ \hline 14 \end{array}$$

$$\begin{array}{r} \square \\ \hline \square \\ \hline \square \\ \hline + \\ \hline 14 \end{array}$$

$$\begin{array}{r} \square \\ \hline \square \\ \hline \square \\ \hline + \\ \hline 14 \end{array}$$

$$\begin{array}{r} \square \\ \hline \square \\ \hline \square \\ \hline + \\ \hline 19 \end{array}$$

$$\begin{array}{r} \square \\ \hline \square \\ \hline \square \\ \hline + \\ \hline 19 \end{array}$$

$$\begin{array}{r} \square \\ \hline \square \\ \hline \square \\ \hline + \\ \hline 19 \end{array}$$

$$\begin{array}{r} \square \\ \hline \square \\ \hline \square \\ \hline + \\ \hline 15 \end{array}$$

$$\begin{array}{r} \square \\ \hline \square \\ \hline \square \\ \hline + \\ \hline 15 \end{array}$$

$$\begin{array}{r} \square \\ \hline \square \\ \hline \square \\ \hline + \\ \hline 15 \end{array}$$

$$\begin{array}{r} \square \\ \hline \square \\ \hline \square \\ \hline + \\ \hline 21 \end{array}$$

$$\begin{array}{r} \square \\ \hline \square \\ \hline \square \\ \hline + \\ \hline 21 \end{array}$$

$$\begin{array}{r} \square \\ \hline \square \\ \hline \square \\ \hline + \\ \hline 21 \end{array}$$

¿Cómo van los niños de su clase a la escuela?
How do the children in your class go to school?

autobús



bus

caminan



walk

bicicleta



bicycle

carro



car

1 2 3 4 5 6 7 8 9 10 11 12 13 14 15 16 17 18



1¢



5¢



10¢




25¢


Use number of coins shown.

Use la cantidad de monedas mostradas.

7¢



12¢




11¢




21¢



12¢




22¢




21¢




28¢



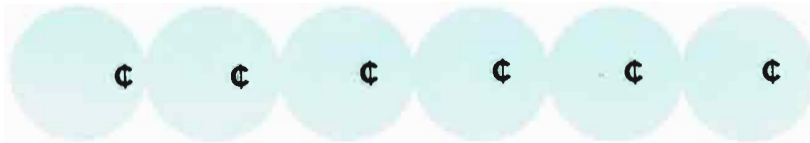
18¢


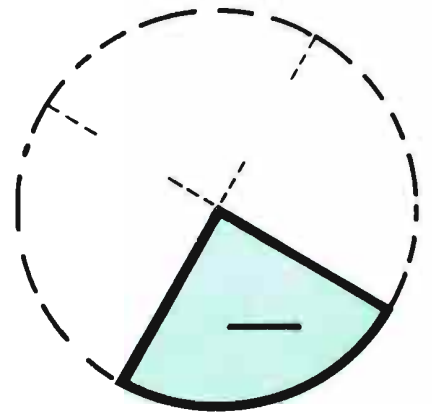
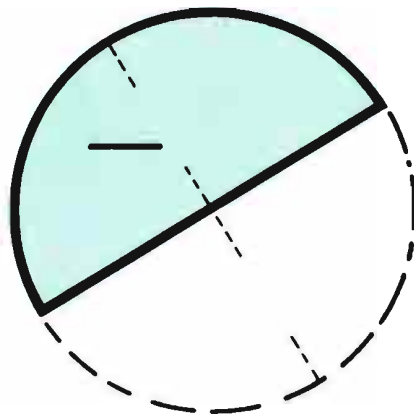
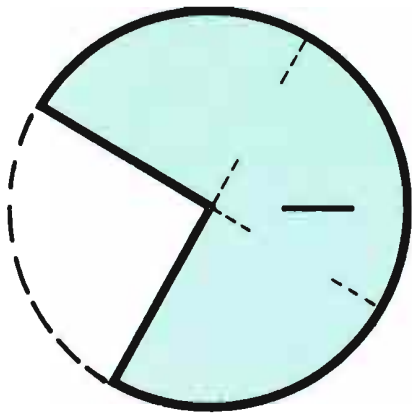
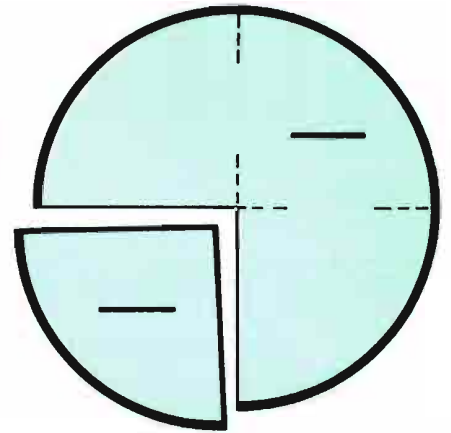
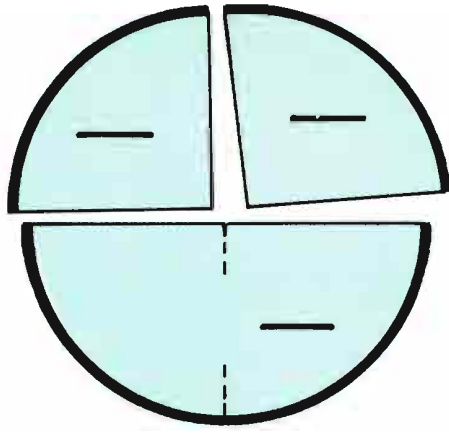
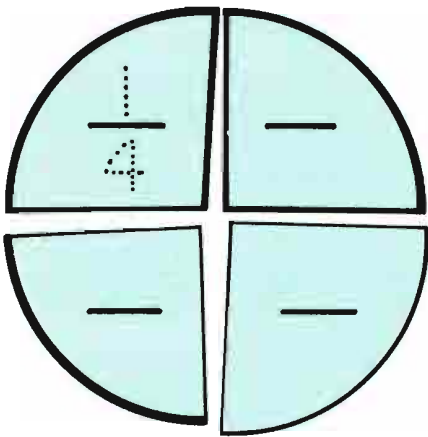
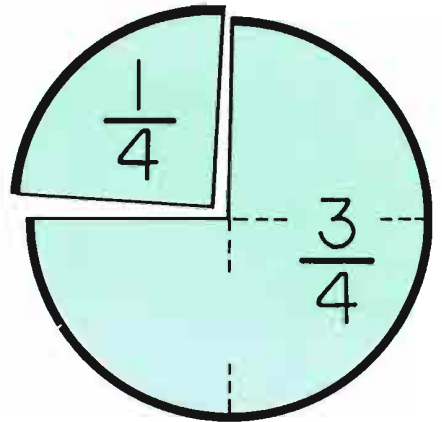
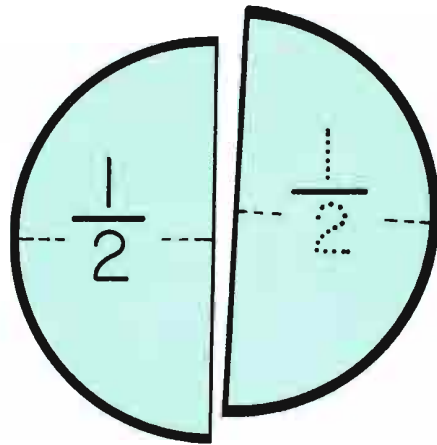
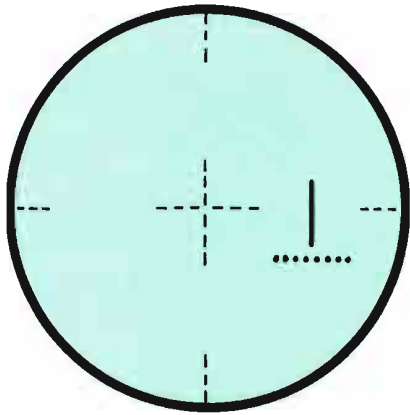


27¢

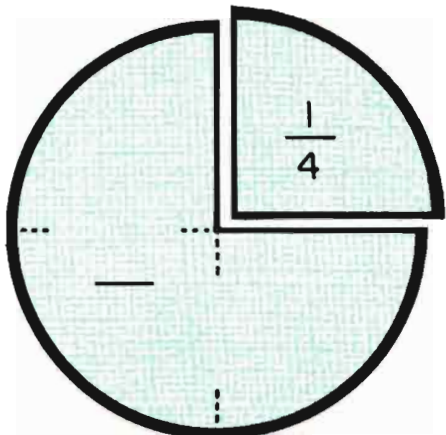


28¢





What Can You See?

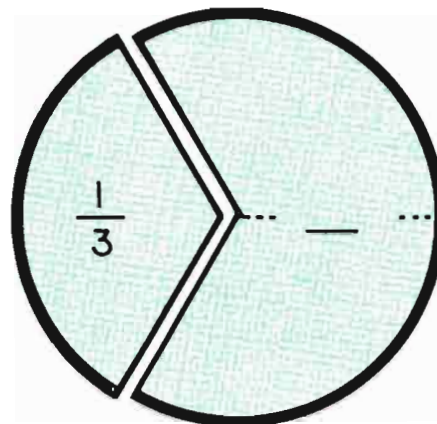


$$1 - \frac{1}{4} = \frac{3}{4} \quad \frac{1}{4} + \frac{3}{4} = \frac{4}{4} = 1$$

$$\frac{1}{2} + \frac{1}{4} = \text{---}$$

$$\frac{3}{4} - \frac{1}{4} = \text{---}$$

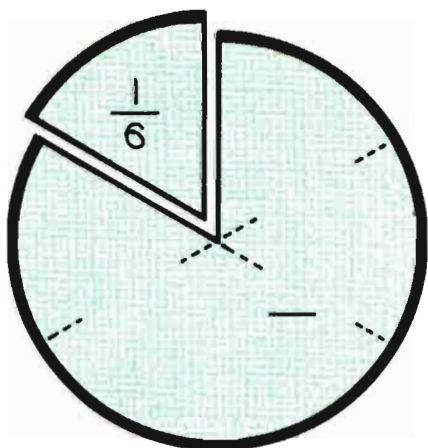
¿Qué Puede Usted Ver?



$$1 - \frac{2}{3} = \text{---} \quad \frac{1}{3} + \frac{2}{3} = \frac{3}{3} = 1$$

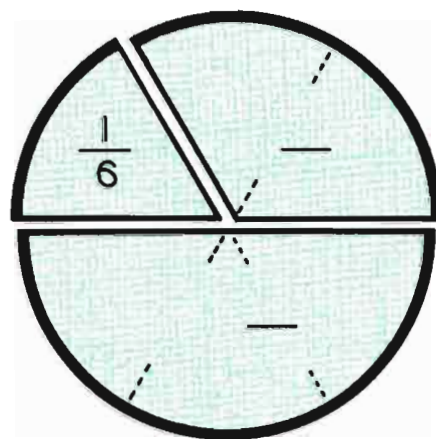
$$\frac{2}{3} - \frac{1}{3} = \text{---}$$

$$\frac{1}{3} + \frac{1}{3} = \text{---}$$



$$1 - \frac{1}{6} = \text{---} \quad \frac{5}{6} + \text{---} = 1$$


$$1 - \frac{5}{6} = \text{---} \quad \frac{1}{6} + \text{---} = 1$$



$$\frac{1}{2} - \frac{1}{6} = \text{---} \quad \frac{1}{6} + \frac{1}{3} = \text{---}$$

$$\frac{1}{2} + \frac{1}{3} = \text{---} \quad \frac{1}{2} + \frac{1}{6} = \text{---}$$

Weighing myself



Pesándome yo mismo

When I arrived at school this morning, I weighed _____ lbs.

Cuando yo llegaba a la escuela esta mañana, yo me pesaba _____ lbs.

After lunch I weighed

Después de la comida yo me pesaba _____ lbs.

With my shoes off I weigh

Sin mis zapatos yo me peso _____ lbs.


Please weigh yourself and 2 friends separately.

Favor de pesarse usted y dos otras personas separadamente.

_____ lbs. + _____ lbs. + _____ lbs. = _____ lbs.
me • yo friend amigo total
 amigo friend

Now try all 3 of you on the scale at the same time and see if it reads the same total.

Ahora pésense ustedes 3 al mismo y vean si da el mismo total.





1¢



5¢



10¢




25¢

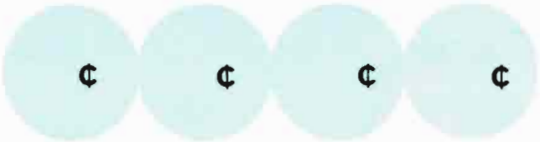
Use number of coins shown.

Use la cantidad de monedas mostradas.

20¢




40¢



25¢



45¢



30¢



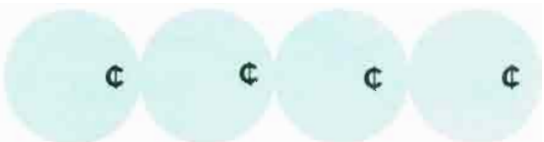
50¢



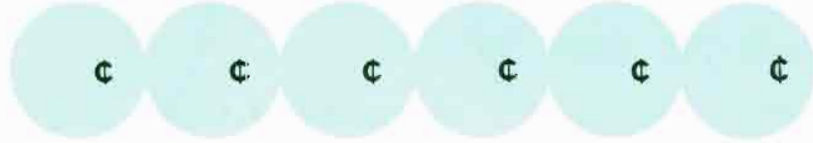
35¢




55¢




60¢



65¢

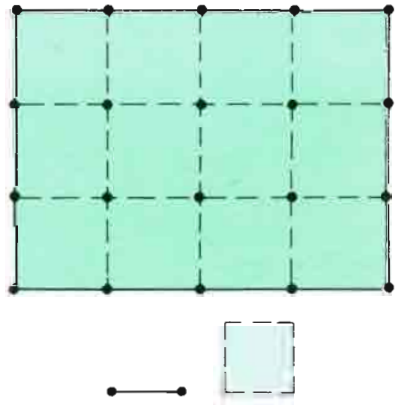
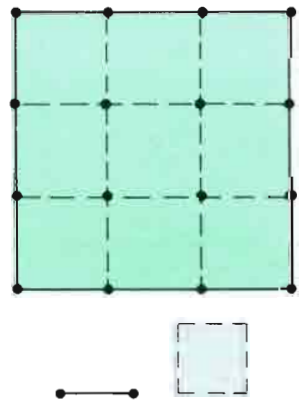

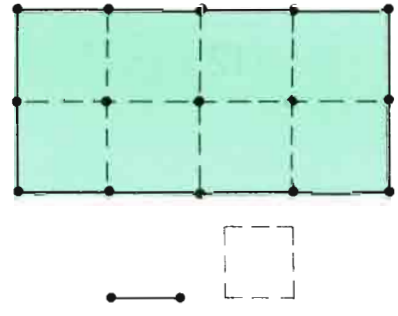
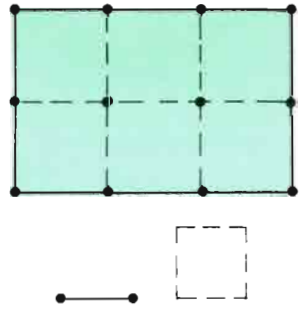
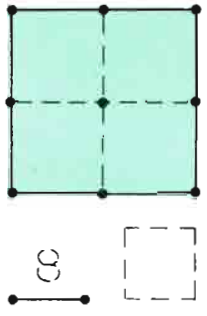
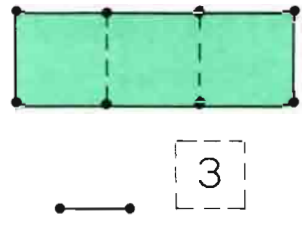
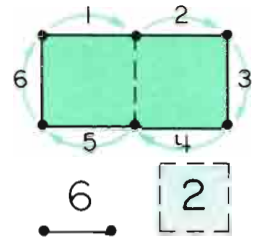
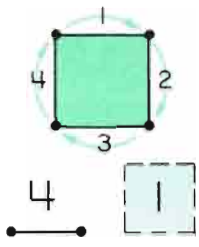


70¢

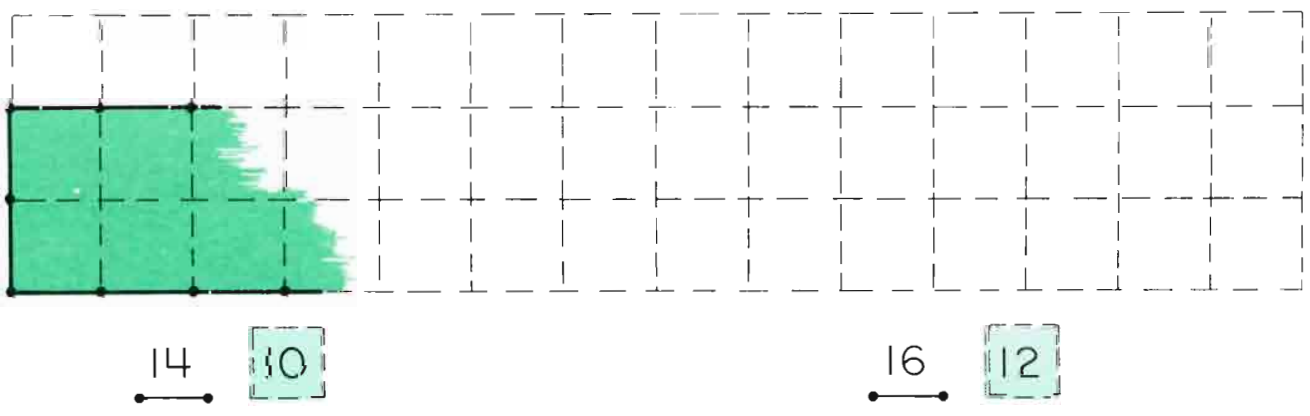


What Do You See?

¿Qué Ve Usted?




Please draw the sketches.
Favor de hacer los dibujos.



Please draw the sketches


Favor de hacer los dibujos.



14 12

16 7


16 15



— 25

16 16


18 20



— 22

— 26

meters
and
Centimeters



metros
Y
Centímetros



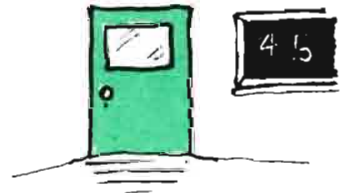
one meter = 100 centimeters (cm)

un metro = 100 centímetros (cm)

Our classroom is _____ meters wide.
Nuestra sala de clase es _____ metros de ancho.

The chalkboard is _____ cm long.
La pizarra es _____ cm de largo.

The door is _____ cm wide.
La puerta es _____ cm de ancho.



The table is _____ cm long.
La mesa es _____ cm de largo.

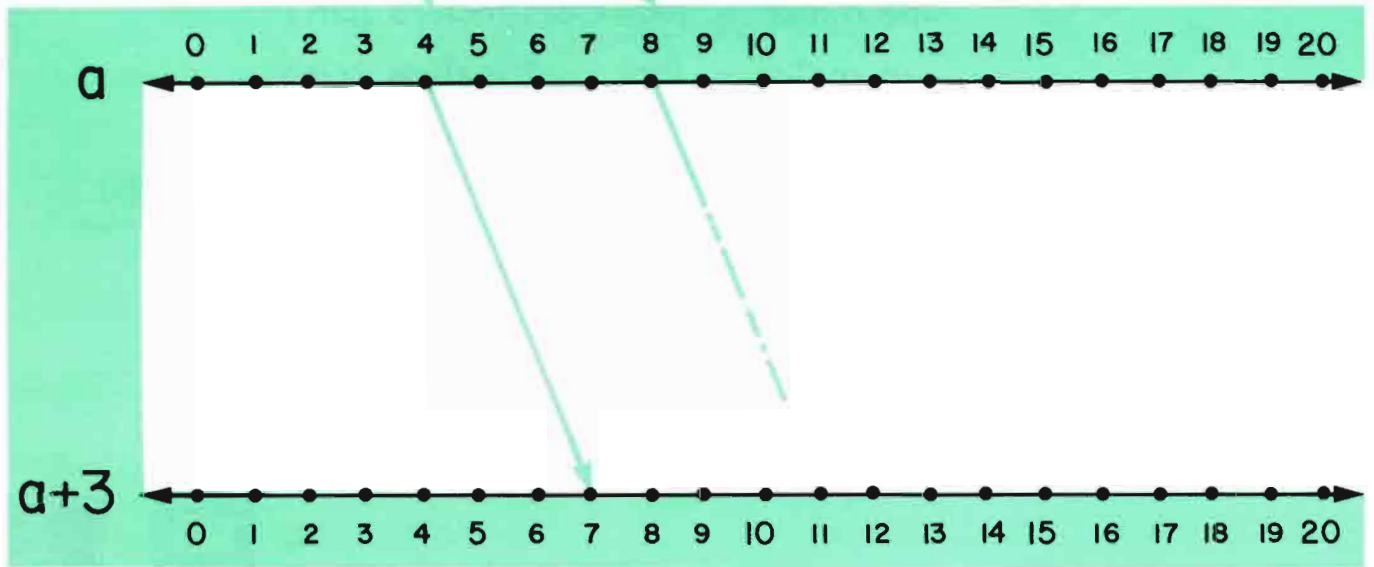
The table is _____ cm wide.
La mesa es _____ cm de ancho.



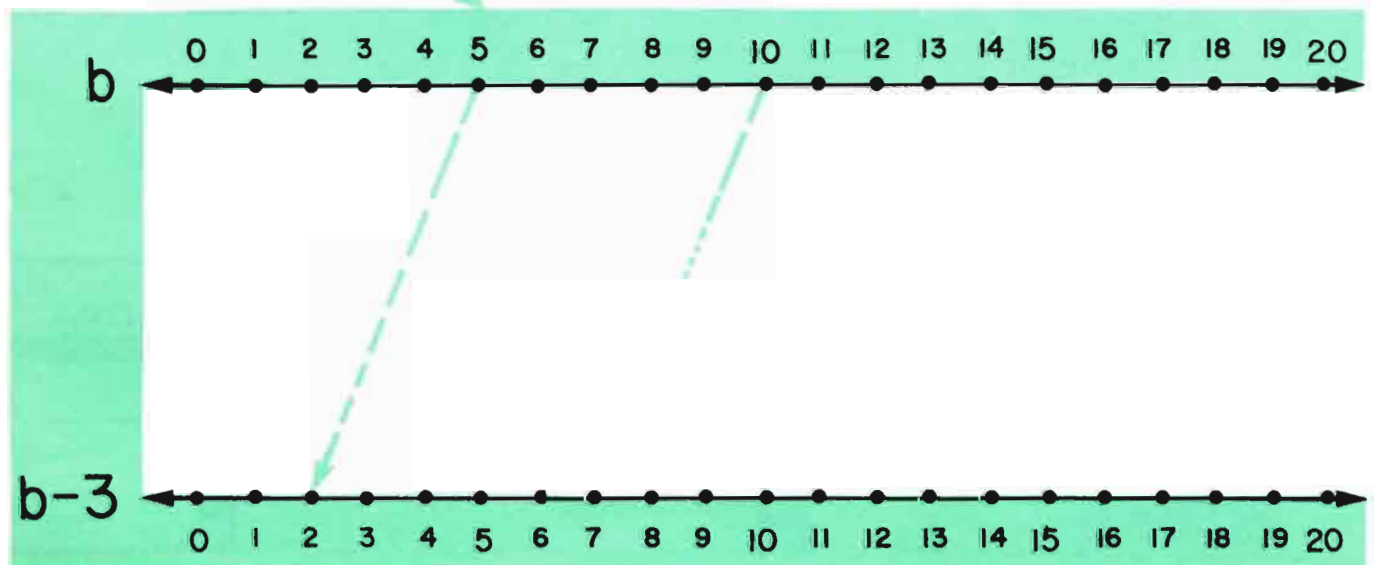
Now
Ahora



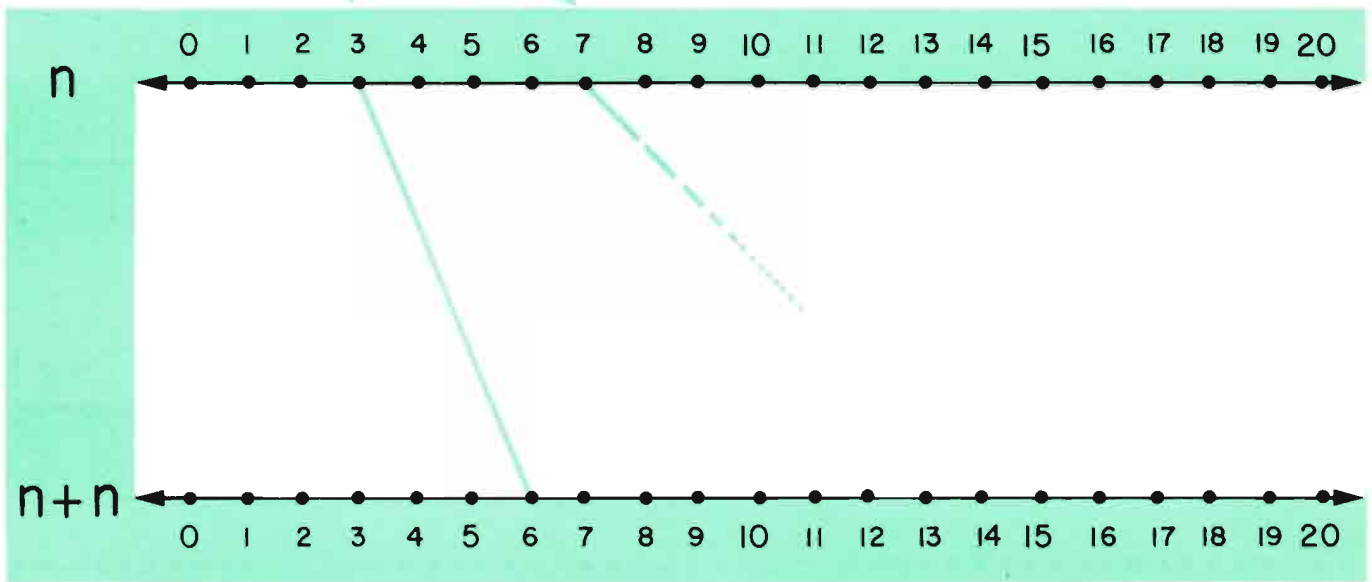
a	4	8	0	6	15	7	2	1	17
$a+3$	7	11	3				5		



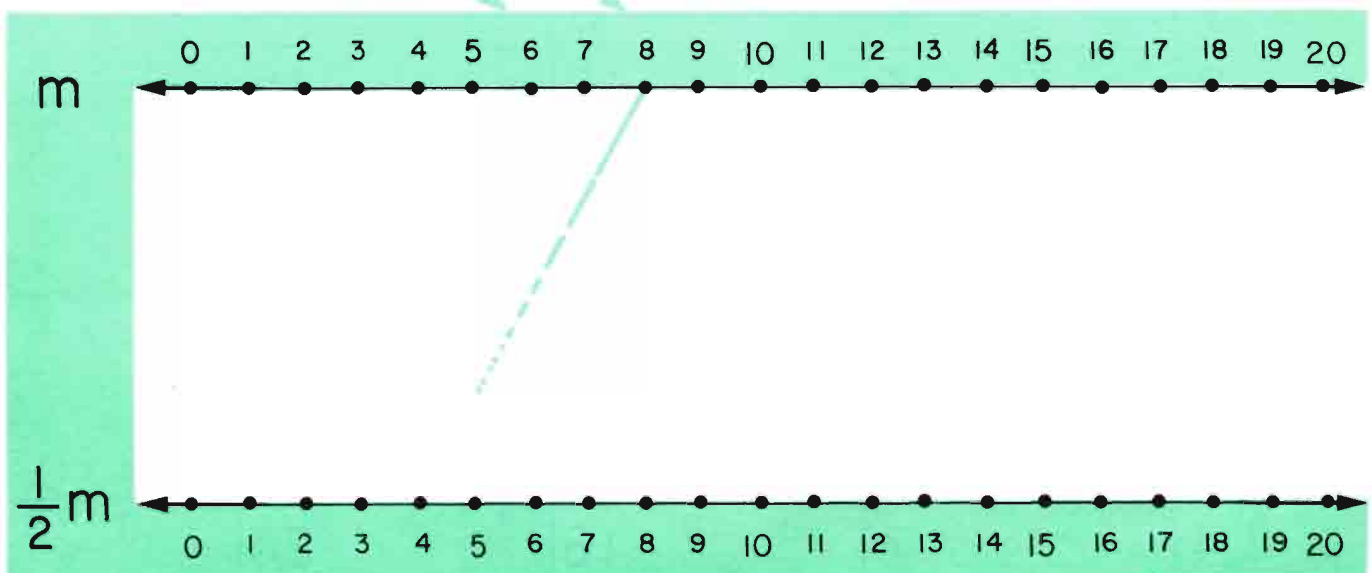
b	5	10	9	12	15	18	3	20	8
$b-3$	2	7	6	9					



n	3	7	5	10	4	0	1	6	9
$n+n$	6	14							



m	6	8	10	4	20	16	0	2	12
$\frac{1}{2}m$	3	4							





Some stools have 3 legs.

Algunos banquillos tienen 3 patas.

x	1	2	4	8
$3x$	3	6		

x	5	10
$3x$		

x	3	6	9
$3x$			

x	2	5	7
$3x$			

x	3	6	12
$3x$			

x	2	10	12
$3x$			

x	0	1	2	3	4	5	6	7	8	9	10	11	12
$3x$													

A wagon has 4 wheels.

Un carro tiene 4 ruedas.

a	$4a$
1	
2	
3	

a	$4a$
2	
3	
5	

a	$4a$
2	
4	
8	
16	

a	$4a$
3	
6	
9	
15	

a	$4a$
1	
3	
4	

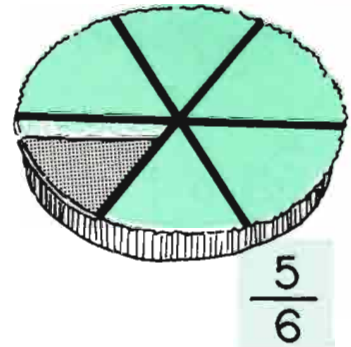
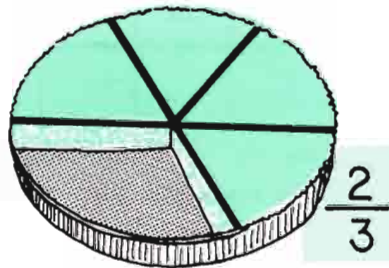
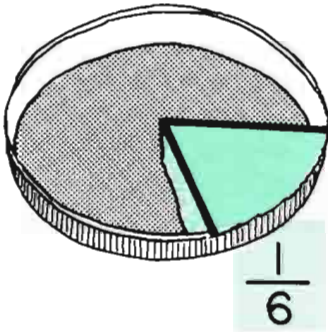
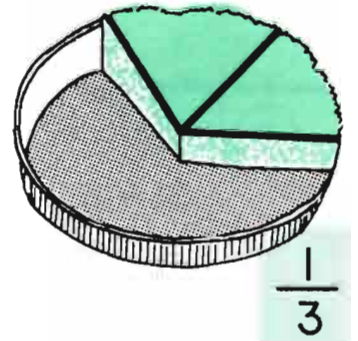
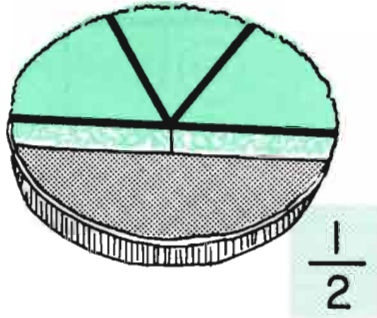
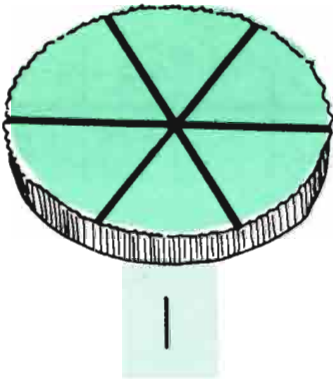
a	$4a$
5	
2	
7	

a	$4a$
4	
6	
10	
16	

a	$4a$
5	
10	
15	
25	

What Do You See?

¿Qué Ve Usted?



$$1 - \frac{1}{6} =$$

$$1 - \frac{1}{2} =$$

$$1 - \frac{1}{3} =$$

$$1 - \frac{5}{6} =$$

$$\frac{1}{6} + \frac{1}{6} =$$

$$\frac{1}{3} + \frac{1}{6} =$$

$$\frac{1}{3} + \frac{1}{3} =$$

$$\frac{1}{2} + \frac{1}{6} =$$

$$\frac{1}{2} + \frac{1}{3} =$$

$$\frac{1}{2} - \frac{1}{3} =$$

$$\frac{2}{3} - \frac{1}{6} =$$

$$\frac{5}{6} - \frac{1}{2} =$$

$$\frac{1}{2} + \frac{1}{2} =$$

$$\frac{1}{3} + \frac{1}{3} + \frac{1}{3} =$$

$$\frac{1}{6} + \frac{1}{6} + \frac{1}{6} =$$

$$\frac{1}{2} + \frac{1}{3} + \frac{1}{6} =$$



One dime = two nickels

Un diez = dos cincos

10¢	1	2	4	8
5¢	2	4		

10¢	5	10
5¢		

10¢	3	5	
5¢		10	16

10¢	4		
5¢		10	18

10¢			
5¢	2	12	14

10¢			
5¢	14	4	18

10¢	0	1	2		4	5	6		8	9	10		12
5¢				6				22				32	



One nickel = 5 pennies

Un cinco = 5 centavos

5¢	1¢
1	5
2	
3	

5¢	1¢
3	
	10
	15

5¢	1¢
	15
4	
	35
11	

5¢	1¢
3	
	30
	50
	80

5¢	1¢
4	
	40
12	

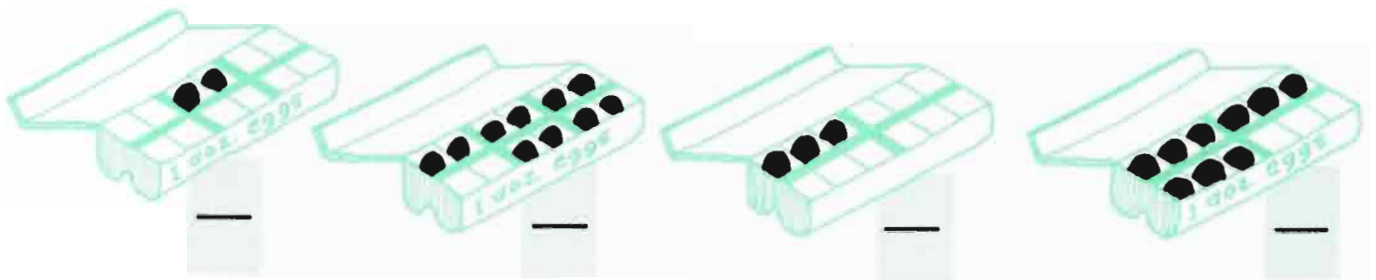
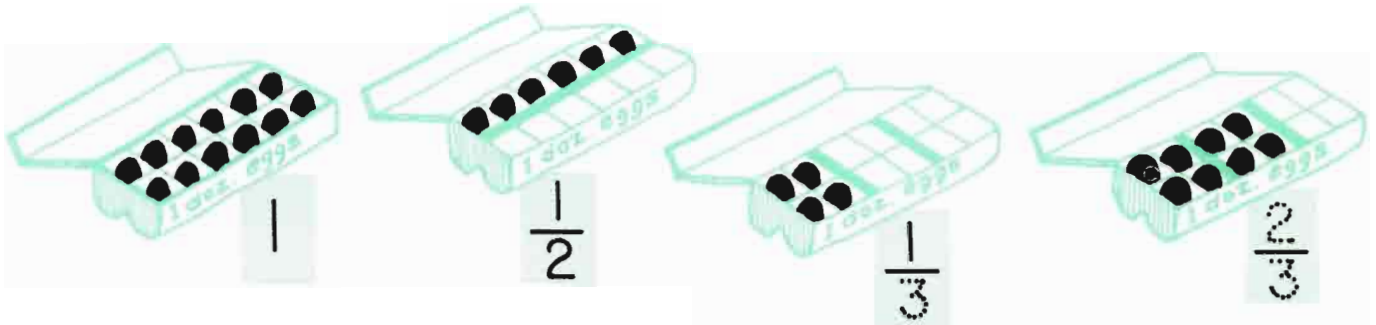
5¢	1¢
	20
5	
	45

5¢	1¢
	30
2	
10	
	90

5¢	1¢
5	
	50
15	
	100

What Can You See?

¿Qué Puede Usted Ver?



$$1 - \frac{1}{2} =$$

$$1 - \frac{1}{3} =$$

$$1 - \frac{1}{4} =$$

$$1 - \frac{1}{6} =$$

$$\frac{1}{2} - \frac{1}{4} =$$

$$1\frac{1}{2} - \frac{1}{4} =$$

$$1\frac{1}{2} - \frac{1}{2} =$$

$$1\frac{1}{2} - \frac{3}{4} =$$

$$\frac{1}{6} + \frac{1}{6} = \frac{2}{6} =$$

$$\frac{1}{4} + \frac{1}{4} = \frac{2}{4} =$$

$$\frac{1}{2} + \frac{1}{2} + \frac{1}{2} = \frac{3}{2} =$$

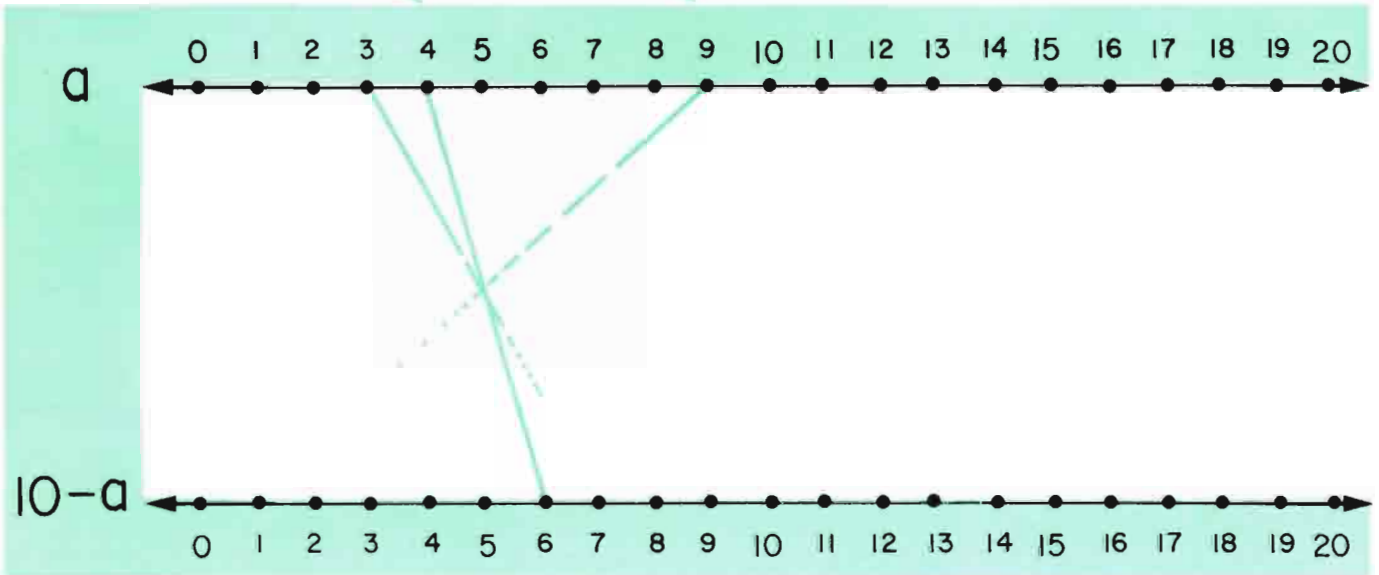
$$\frac{1}{4} + \frac{1}{2} =$$

$$\frac{1}{6} + \frac{1}{3} =$$

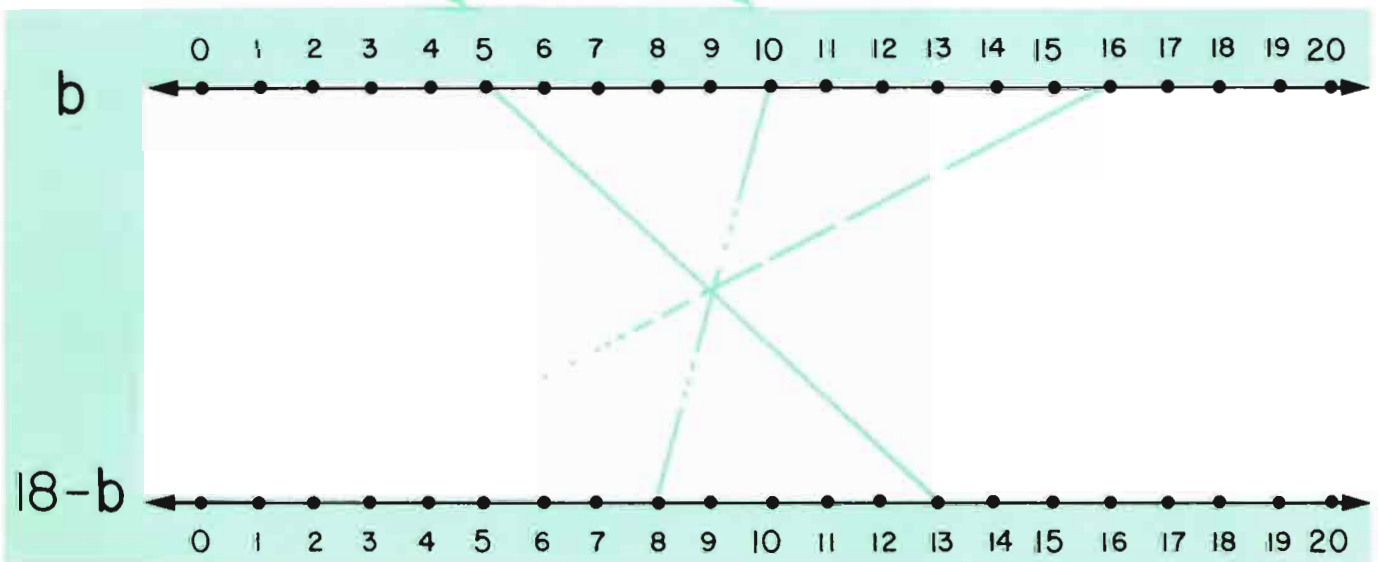
$$\frac{1}{2} + \frac{1}{3} =$$

$$\frac{2}{3} + \frac{1}{6} =$$

a	4	9	3	0		8		5	7
10-a	6	1			0		9		



b	5	10	16	11	3	8		17	
18-b	13	8	2				6		0

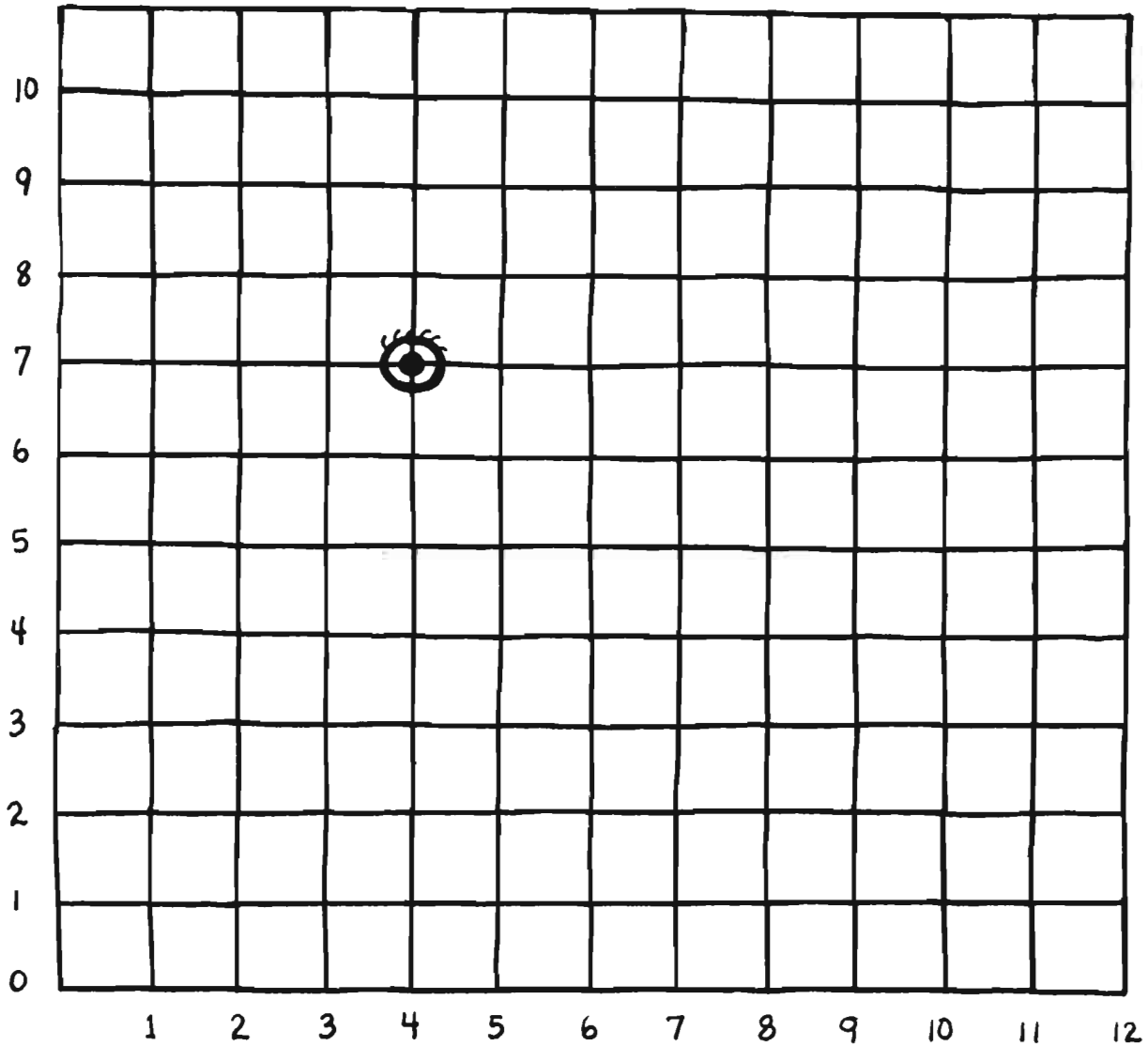


a la derecha
y
hacia arriba

MYSTERY GRAPH



over
and
up



Encuentre estos puntos y conéctelos. • Find these points and connect them.

→	↑
2	5
3	6
2	7
4	9
5	9

→	↑
8	10
7	8
9	6
11	8
11	3

→	↑
9	5
7	3
5	3
4	4
3	4

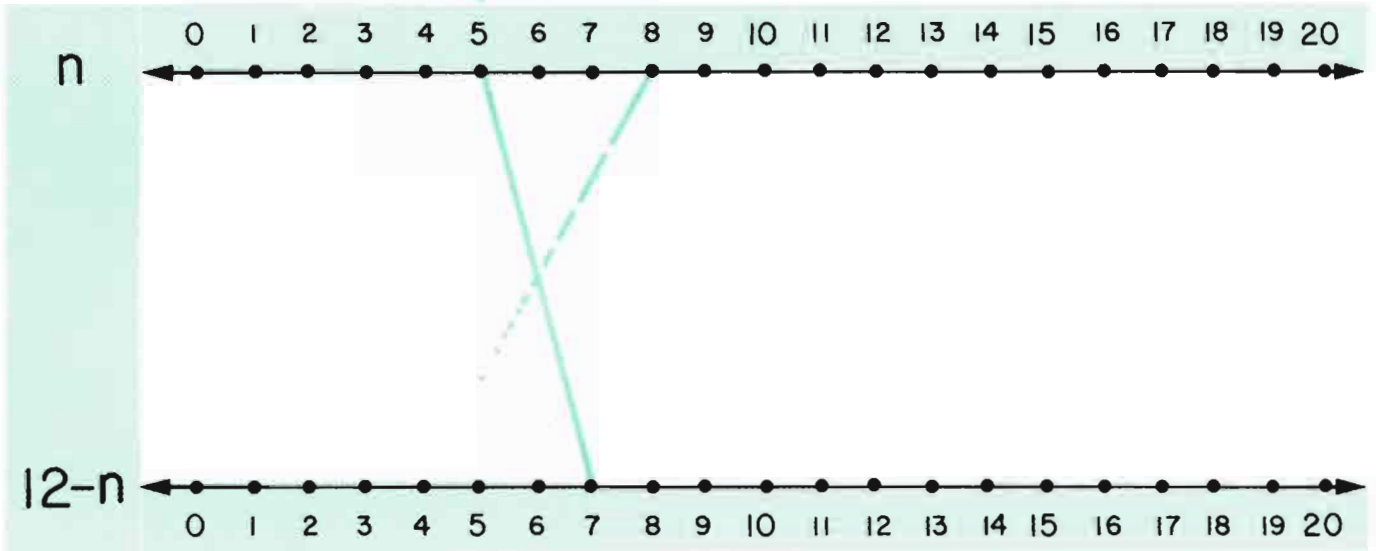
→	↑	to	→	↑
8	8		8	7
7	8		8	8
5	9		7	8
5	6		6	5

→	↑
8	7
7	6

Double Number-Line Graph.

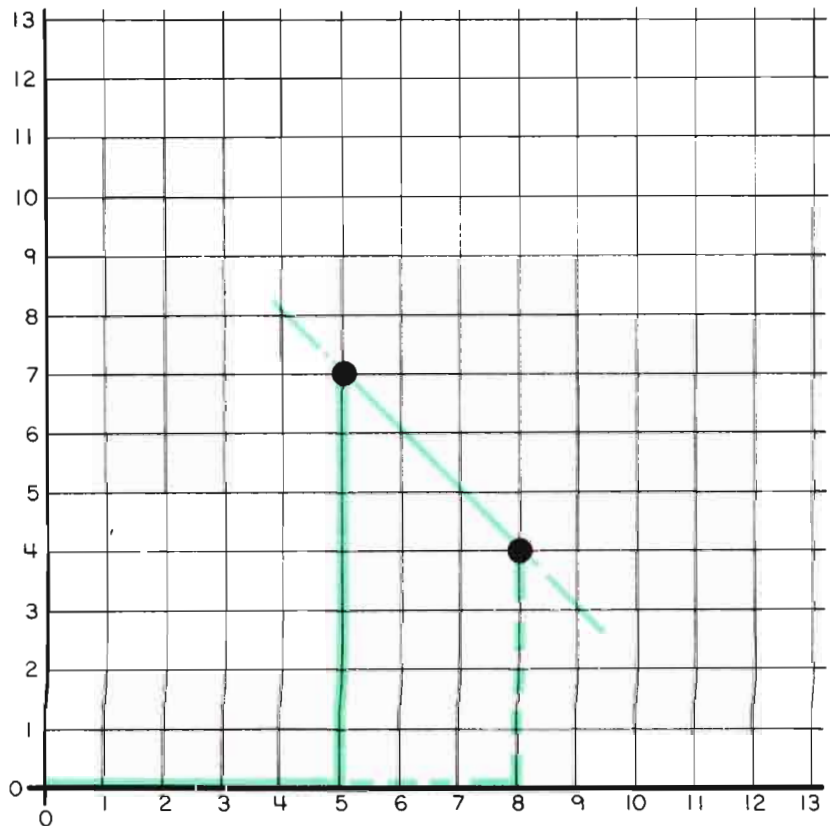
Gráficas Usando Líneas de Números Dobles

n	5	8	10	2		6	4		
$12-n$	7	4			5			11	1




“a la derecha y hacia arriba”
“over and up”

n	$12-n$
5	7
8	4
10	
2	
	5
6	
	1



24

Please draw sketches in 4 different ways.
Favor de dibujar diagramas en 4 maneras diferentes.



20

24

22

24

28


24

50

24

Please make up your own examples.

Favor de hacer sus propios ejemplos.




 □

 □

 □

What Can You See?

¿Qué Puede Usted ver?



$$1$$



$$-$$



$$-$$



$$\frac{1}{10}$$



$$-$$



$$\frac{1}{20}$$



$$\frac{1}{100}$$




$$\frac{2}{4} =$$



$$\frac{5}{10} =$$



$$\frac{10}{100} =$$



$$\frac{2}{20} =$$



$$\frac{5}{20} =$$



$$\frac{1}{2} + \frac{1}{4} =$$

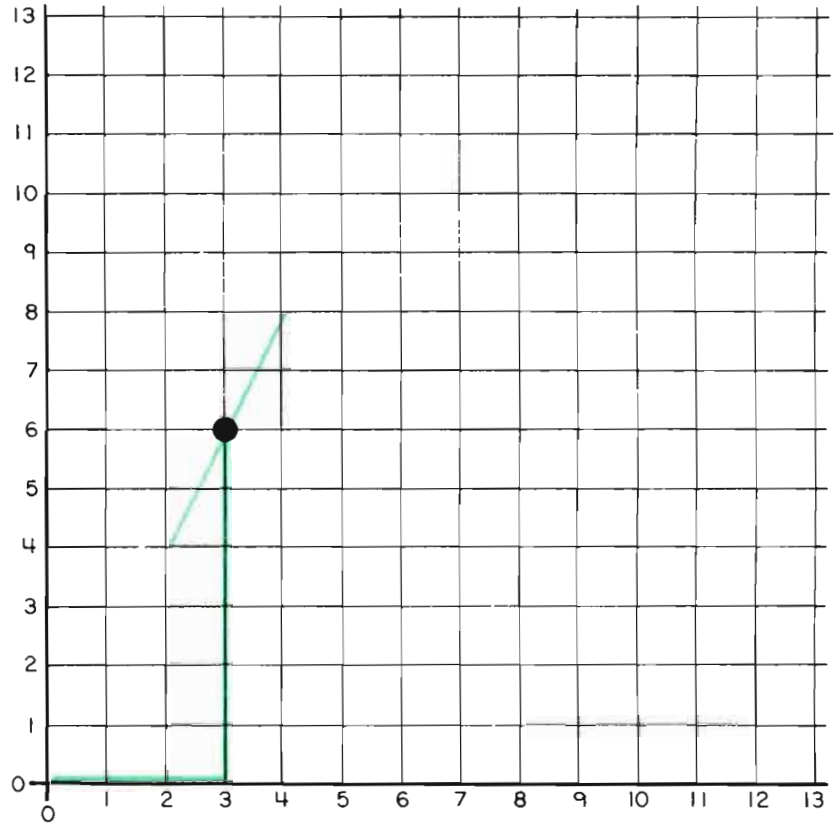


$$\frac{1}{20} + \frac{2}{10} =$$

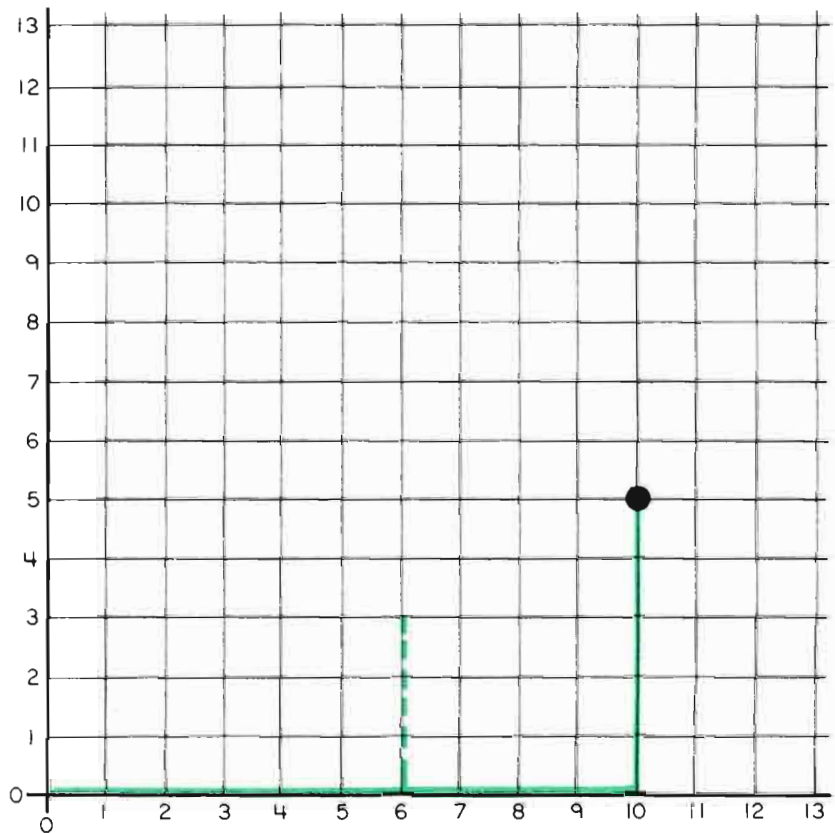
“over and up”

“a la derecha y hacia arriba”

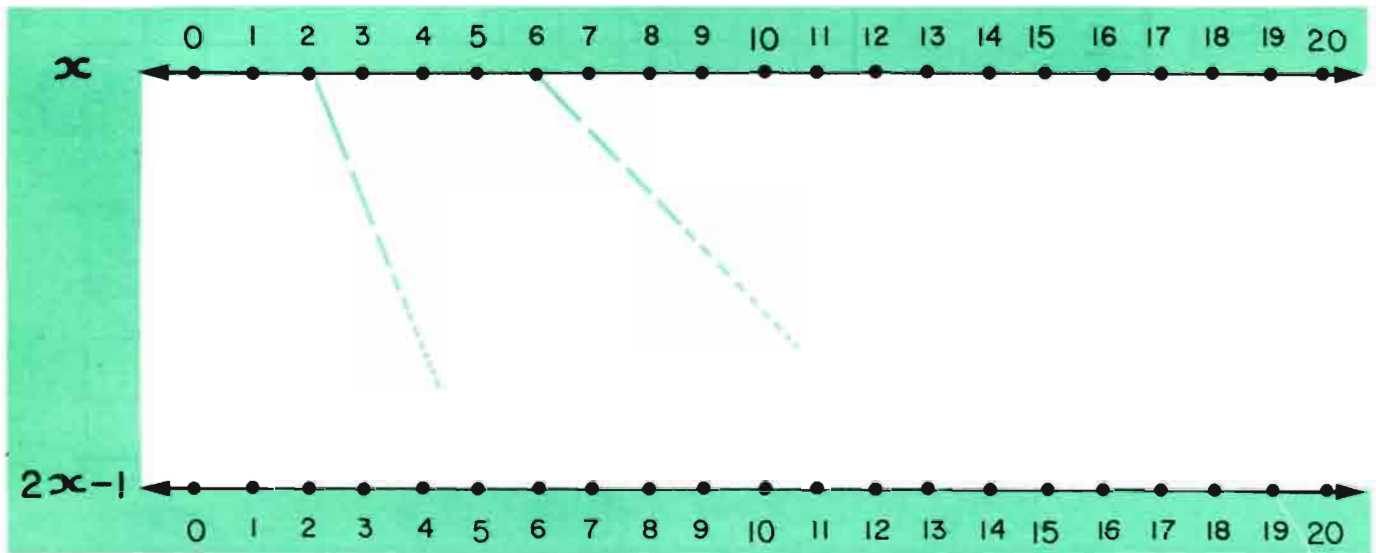
C	$C+C$
3	6
1	2
4	
5	
2	
0	
	12



n	$\frac{1}{2}n$
10	5
6	3
4	
2	
	4
0	
	6

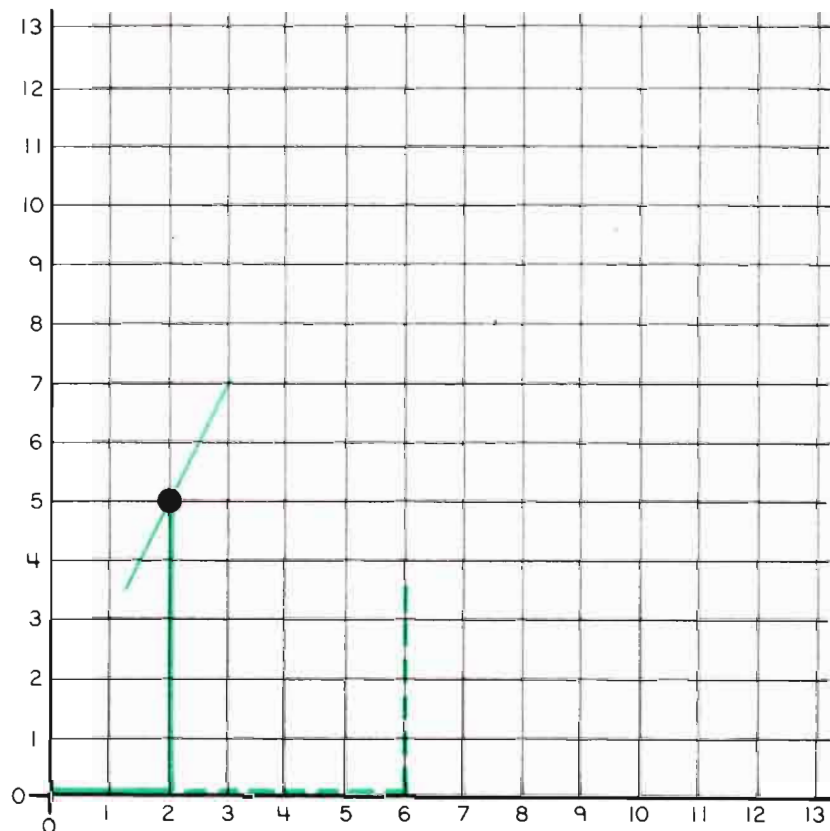


x	2	6	1	4	0	5	3		
$2x+1$	5	13							



“over and up”
 “a la derecha y hacia arriba”

x	$2x+1$
2	5
6	13
1	
4	
0	
5	
3	



Stick Arithmetic

Aritmética de Palos



$$\begin{array}{r} \text{---} \\ \text{---} \\ \text{---} \\ \text{---} \end{array} + \begin{array}{r} \text{---} \\ \text{---} \\ \text{---} \\ \text{---} \end{array} = 4$$

$$\begin{array}{r} \text{---} \\ \text{---} \\ \text{---} \\ \text{---} \end{array} + \begin{array}{r} \text{---} \\ \text{---} \\ \text{---} \\ \text{---} \end{array} = 6$$

$$\begin{array}{r} \text{---} \\ \text{---} \\ \text{---} \\ \text{---} \end{array} + \begin{array}{r} \text{---} \\ \text{---} \\ \text{---} \\ \text{---} \end{array} = 7$$


$$\begin{array}{r} \text{---} \\ \text{---} \\ \text{---} \\ \text{---} \end{array} + \begin{array}{r} \text{---} \\ \text{---} \\ \text{---} \\ \text{---} \end{array} = 8$$

$$\begin{array}{r} \text{---} \\ \text{---} \\ \text{---} \\ \text{---} \end{array} + \begin{array}{r} \text{---} \\ \text{---} \\ \text{---} \\ \text{---} \end{array} = 9$$

$$\begin{array}{r} \text{---} \\ \text{---} \\ \text{---} \\ \text{---} \end{array} + \begin{array}{r} \text{---} \\ \text{---} \\ \text{---} \\ \text{---} \end{array} = 10$$

Stick Arithmetic

Aritmética de Palos



_____ + _____ = 7

_____ + _____ = 8

_____ + _____ = 11

_____ + _____ = 12

_____ + _____ = 13

_____ + _____ = 14

Patterns in Answers

Muestras en las Respuestas

$$\begin{array}{r} 9 \\ - 8 \\ \hline \end{array} \quad \begin{array}{r} 14 \\ - 7 \\ \hline \end{array} \quad \begin{array}{r} 3 \\ + 4 \\ \hline \end{array} \quad \begin{array}{r} 9 \\ - 3 \\ \hline \end{array}$$

$$\begin{array}{r} 10 \\ - 9 \\ \hline \end{array} \quad \begin{array}{r} 9 \\ - 5 \\ \hline \end{array} \quad \begin{array}{r} 11 \\ - 2 \\ \hline \end{array} \quad \begin{array}{r} 11 \\ - 9 \\ \hline \end{array}$$

$$\begin{array}{r} 7 \\ + 5 \\ \hline \end{array} \quad \begin{array}{r} 15 \\ - 2 \\ \hline \end{array} \quad \begin{array}{r} 5 \\ + 8 \\ \hline \end{array} \quad \begin{array}{r} 3 \\ + 9 \\ \hline \end{array}$$

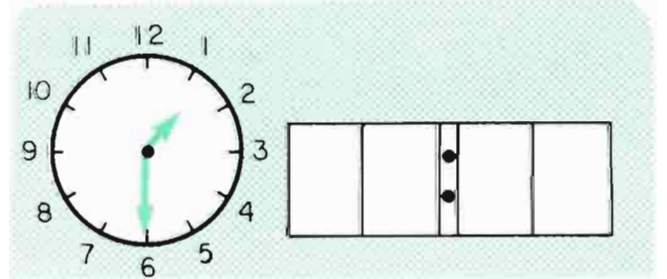
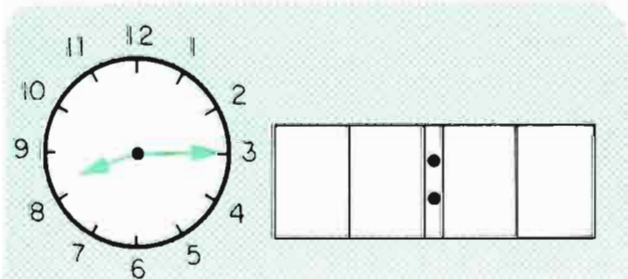
$$\begin{array}{r} 9 \\ + 8 \\ \hline \end{array} \quad \begin{array}{r} 8 \\ + 8 \\ \hline \end{array} \quad \begin{array}{r} 6 \\ + 9 \\ \hline \end{array} \quad \begin{array}{r} 7 \\ + 7 \\ \hline \end{array}$$

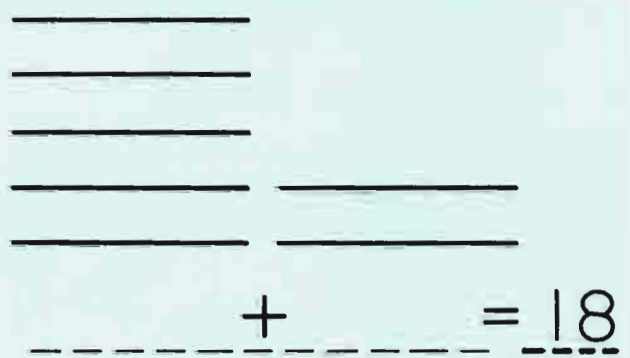
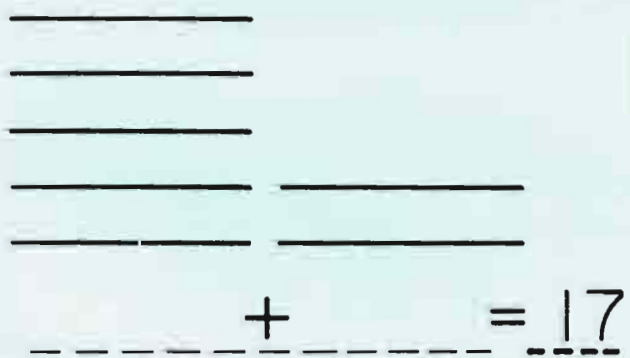
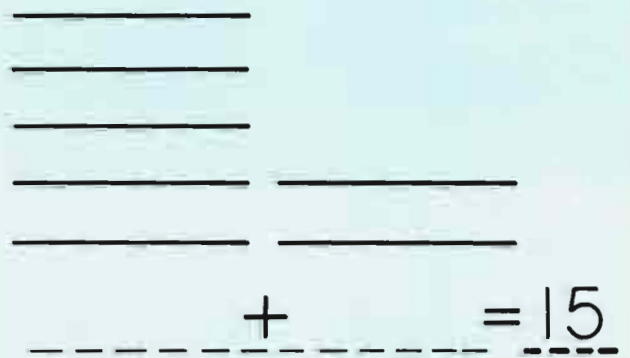
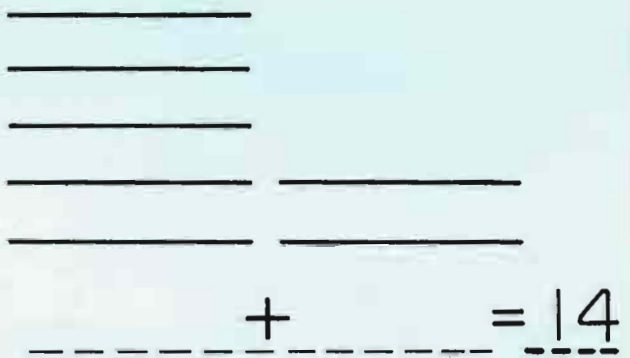
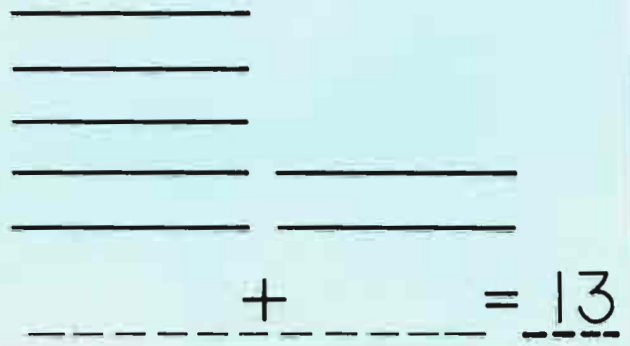
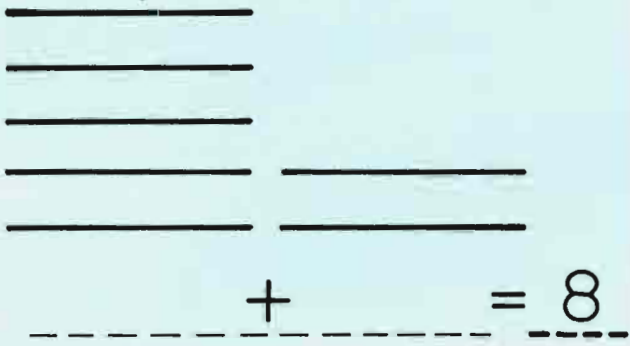
$$\begin{array}{r} 6 \\ + 4 \\ \hline \end{array} \quad \begin{array}{r} 7 \\ + 5 \\ \hline \end{array} \quad \begin{array}{r} 8 \\ + 6 \\ \hline \end{array} \quad \begin{array}{r} 9 \\ + 7 \\ \hline \end{array}$$

$$\begin{array}{r} 6 \\ + 9 \\ \hline \end{array} \quad \begin{array}{r} 7 \\ + 8 \\ \hline \end{array} \quad \begin{array}{r} 8 \\ + 7 \\ \hline \end{array} \quad \begin{array}{r} 9 \\ + 6 \\ \hline \end{array}$$

$$\begin{array}{r} 6 \\ + 6 \\ \hline \end{array} \quad \begin{array}{r} 7 \\ + 7 \\ \hline \end{array} \quad \begin{array}{r} 8 \\ + 8 \\ \hline \end{array} \quad \begin{array}{r} 9 \\ + 9 \\ \hline \end{array}$$



$$\begin{array}{r} 9 \\ + 3 \\ \hline \end{array} \quad \begin{array}{r} 8 \\ + 4 \\ \hline \end{array} \quad \begin{array}{r} 7 \\ + 5 \\ \hline \end{array} \quad \begin{array}{r} 6 \\ + 6 \\ \hline \end{array}$$





Stick Arithmetic

Aritmética en Palos



_____		_____		
_____		_____		
_____		_____		
_____		_____		
-----	+	-----	=	9

_____		_____		
_____		_____		
_____		_____		
_____		_____		
-----	+	-----	=	15

_____		_____		
_____		_____		
_____		_____		
_____		_____		
-----	+	-----	=	16

_____		_____		
_____		_____		
_____		_____		
_____		_____		
-----	+	-----	=	17

_____		_____		
_____		_____		
_____		_____		
_____		_____		
-----	+	-----	=	18

_____		_____		
_____		_____		
_____		_____		
_____		_____		
-----	+	-----	=	19

M	E	A	S	I	G	O	R
$\begin{array}{r} 13 \\ - 7 \\ \hline \end{array}$	$\begin{array}{r} 12 \\ - 4 \\ \hline \end{array}$	$\begin{array}{r} 11 \\ - 6 \\ \hline \end{array}$	$\begin{array}{r} 9 \\ + 7 \\ \hline \end{array}$	$\begin{array}{r} 14 \\ - 7 \\ \hline \end{array}$	$\begin{array}{r} 5 \\ + 9 \\ \hline \end{array}$	$\begin{array}{r} 15 \\ - 6 \\ \hline \end{array}$	$\begin{array}{r} 4 \\ + 9 \\ \hline \end{array}$

$\overline{10}$ $\overline{16}$ $\overline{8}$ $\overline{13}$ $\overline{4}$ $\overline{5}$ $\overline{6}$ $\overline{7}$ $\overline{14}$ $\overline{9}$ $\overline{1}$ $\overline{2}$ $\overline{3}$ $\overline{12}$

R	S	E	D	O	U	M	N
$\begin{array}{r} 7 \\ + 8 \\ \hline \end{array}$	$\begin{array}{r} 12 \\ - 10 \\ \hline \end{array}$	$\begin{array}{r} 4 \\ + 7 \\ \hline \end{array}$	$\begin{array}{r} 9 \\ + 9 \\ \hline \end{array}$	$\begin{array}{r} 11 \\ - 6 \\ \hline \end{array}$	$\begin{array}{r} 16 \\ - 8 \\ \hline \end{array}$	$\begin{array}{r} 6 \\ + 6 \\ \hline \end{array}$	$\begin{array}{r} 15 \\ - 9 \\ \hline \end{array}$

$\overline{4}$ $\overline{16}$ $\overline{13}$ $\overline{18}$ $\overline{11}$ $\overline{14}$ $\overline{6}$ $\overline{8}$ $\overline{12}$ $\overline{11}$ $\overline{15}$ $\overline{5}$ $\overline{2}$ $\overline{7}$

R	E	A	M	I	T	C	H
$\begin{array}{r} 8 \\ + 6 \\ \hline \end{array}$	$\begin{array}{r} 12 \\ - 6 \\ \hline \end{array}$	$\begin{array}{r} 9 \\ + 8 \\ \hline \end{array}$	$\begin{array}{r} 17 \\ - 8 \\ \hline \end{array}$	$\begin{array}{r} 13 \\ - 5 \\ \hline \end{array}$	$\begin{array}{r} 9 \\ + 6 \\ \hline \end{array}$	$\begin{array}{r} 15 \\ - 8 \\ \hline \end{array}$	$\begin{array}{r} 6 \\ + 7 \\ \hline \end{array}$

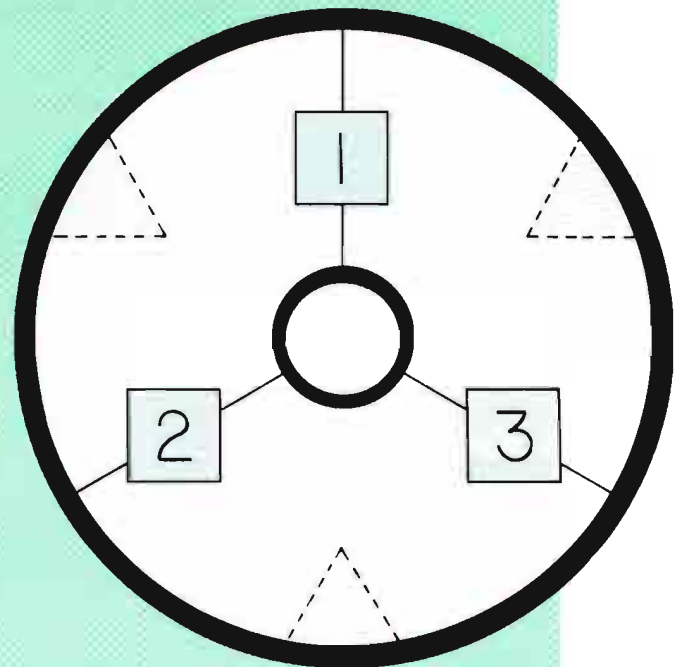
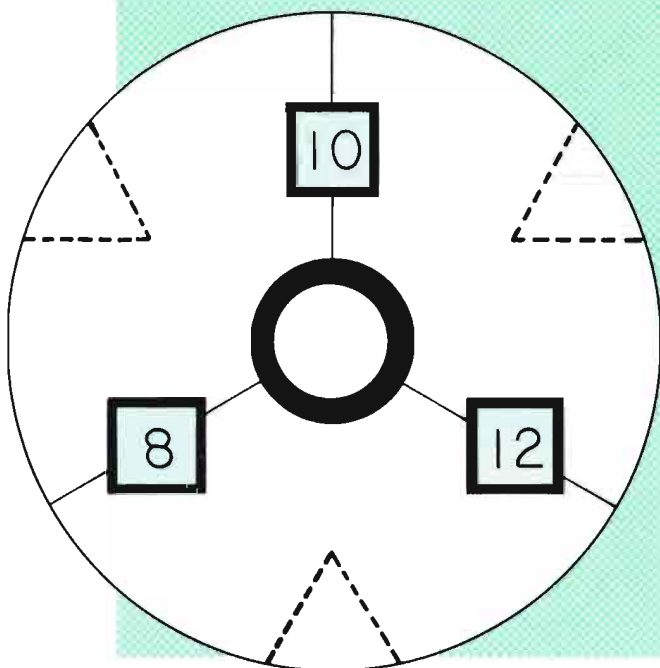
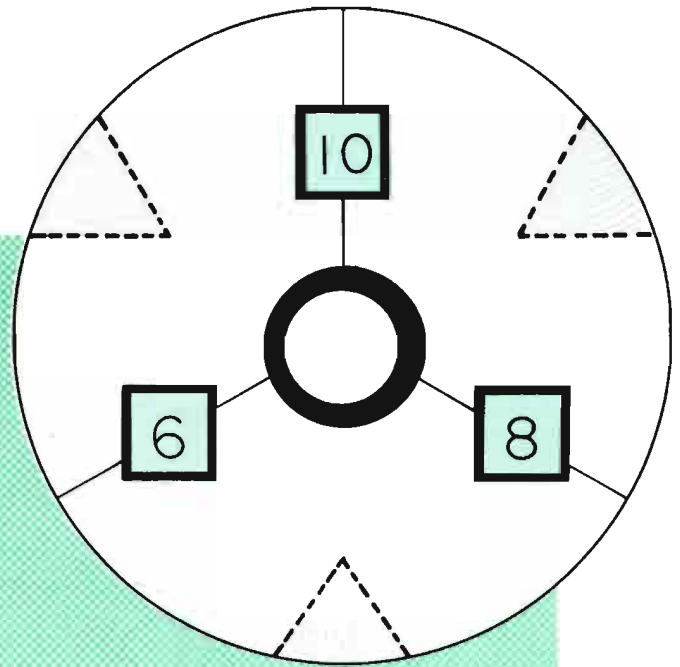
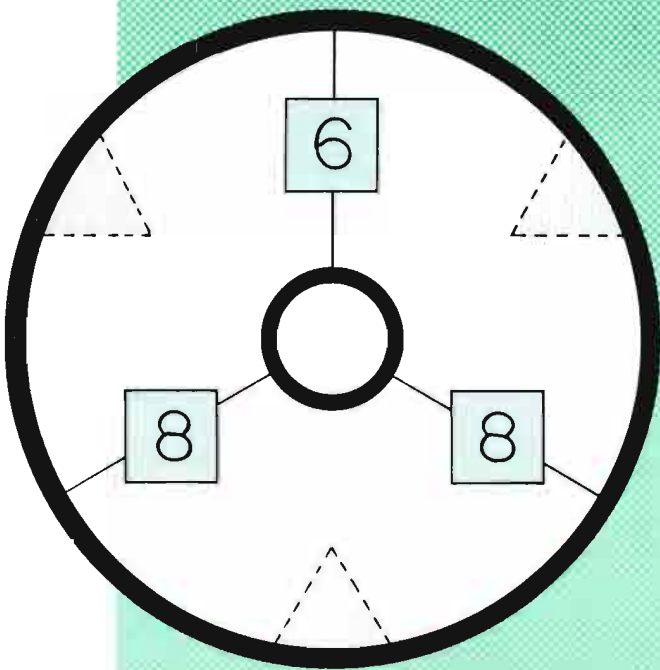
$\overline{10}$ $\overline{12}$ $\overline{11}$ $\overline{6}$ $\overline{17}$ $\overline{14}$ $\overline{8}$ $\overline{15}$ $\overline{13}$ $\overline{9}$ $\overline{6}$ $\overline{15}$ $\overline{8}$ $\overline{7}$

E	E	R	O	Y	M	T	G
$\begin{array}{r} 16 \\ - 9 \\ \hline \end{array}$	$\begin{array}{r} 11 \\ - 3 \\ \hline \end{array}$	$\begin{array}{r} 8 \\ + 6 \\ \hline \end{array}$	$\begin{array}{r} 12 \\ - 6 \\ \hline \end{array}$	$\begin{array}{r} 9 \\ + 9 \\ \hline \end{array}$	$\begin{array}{r} 15 \\ - 6 \\ \hline \end{array}$	$\begin{array}{r} 13 \\ - 8 \\ \hline \end{array}$	$\begin{array}{r} 8 \\ + 8 \\ \hline \end{array}$

$\overline{13}$ $\overline{16}$ $\overline{8}$ $\overline{6}$ $\overline{9}$ $\overline{7}$ $\overline{5}$ $\overline{14}$ $\overline{18}$ $\overline{4}$ $\overline{11}$ $\overline{15}$ $\overline{10}$ $\overline{12}$

More "3-way Puzzles"
(you may need counters)

Más "Rompecabezas de 3 Maneras"
(tal vez necesite objetos para contar.)



Patterns in Answers

Muestras en las Respuestas

$$\begin{array}{r} 13 \\ - 8 \\ \hline \end{array} \quad \begin{array}{r} 3 \\ + 7 \\ \hline \end{array} \quad \begin{array}{r} 9 \\ + 6 \\ \hline \end{array} \quad \begin{array}{r} 10 \\ + 10 \\ \hline \end{array}$$

$$\begin{array}{r} 13 \\ - 9 \\ \hline \end{array} \quad \begin{array}{r} 14 \\ - 6 \\ \hline \end{array} \quad \begin{array}{r} 3 \\ + 9 \\ \hline \end{array} \quad \begin{array}{r} 9 \\ + 7 \\ \hline \end{array}$$

$$\begin{array}{r} 14 \\ - 5 \\ \hline \end{array} \quad \begin{array}{r} 6 \\ + 6 \\ \hline \end{array} \quad \begin{array}{r} 7 \\ + 8 \\ \hline \end{array} \quad \begin{array}{r} 9 \\ + 9 \\ \hline \end{array}$$

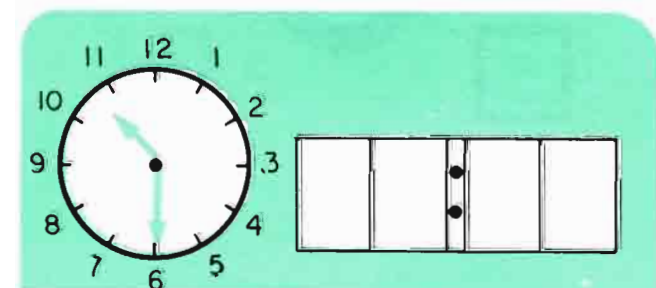
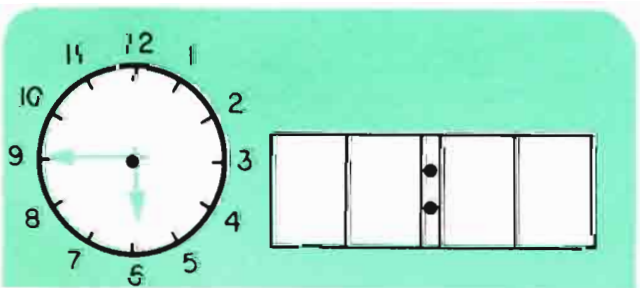
$$\begin{array}{r} 9 \\ + 5 \\ \hline \end{array} \quad \begin{array}{r} 8 \\ + 4 \\ \hline \end{array} \quad \begin{array}{r} 7 \\ + 3 \\ \hline \end{array} \quad \begin{array}{r} 6 \\ + 2 \\ \hline \end{array}$$

$$\begin{array}{r} 9 \\ + 8 \\ \hline \end{array} \quad \begin{array}{r} 9 \\ + 7 \\ \hline \end{array} \quad \begin{array}{r} 9 \\ + 6 \\ \hline \end{array} \quad \begin{array}{r} 9 \\ + 5 \\ \hline \end{array}$$


$$\begin{array}{r} 7 \\ + 7 \\ \hline \end{array} \quad \begin{array}{r} 8 \\ + 6 \\ \hline \end{array} \quad \begin{array}{r} 9 \\ + 5 \\ \hline \end{array} \quad \begin{array}{r} 10 \\ + 4 \\ \hline \end{array}$$

$$\begin{array}{r} 13 \\ - 6 \\ \hline \end{array} \quad \begin{array}{r} 15 \\ - 7 \\ \hline \end{array} \quad \begin{array}{r} 16 \\ - 8 \\ \hline \end{array} \quad \begin{array}{r} 14 \\ - 7 \\ \hline \end{array}$$

$$\begin{array}{r} 15 \\ - 9 \\ \hline \end{array} \quad \begin{array}{r} 16 \\ - 9 \\ \hline \end{array} \quad \begin{array}{r} 16 \\ - 8 \\ \hline \end{array} \quad \begin{array}{r} 18 \\ - 9 \\ \hline \end{array}$$



HIDDEN NUMBERS

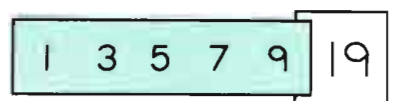

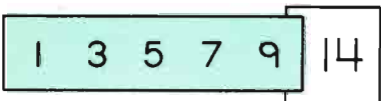
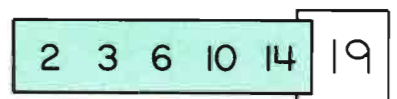
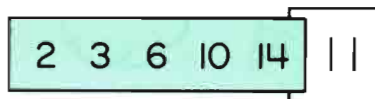
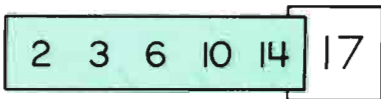
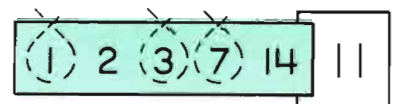
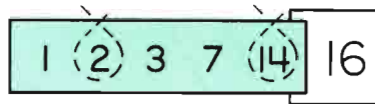
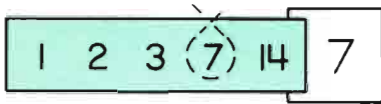


Loop Arithmetic

Aritmética en Lazo


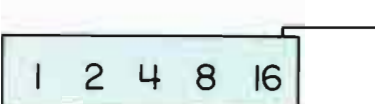
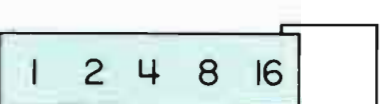



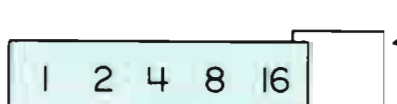

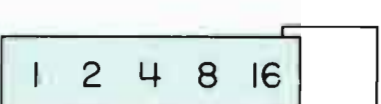
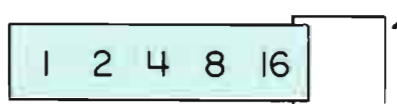


Loop numbers in the list that add up to the number on the right.

Enlace los números en la lista que sumen el número a la derecha.



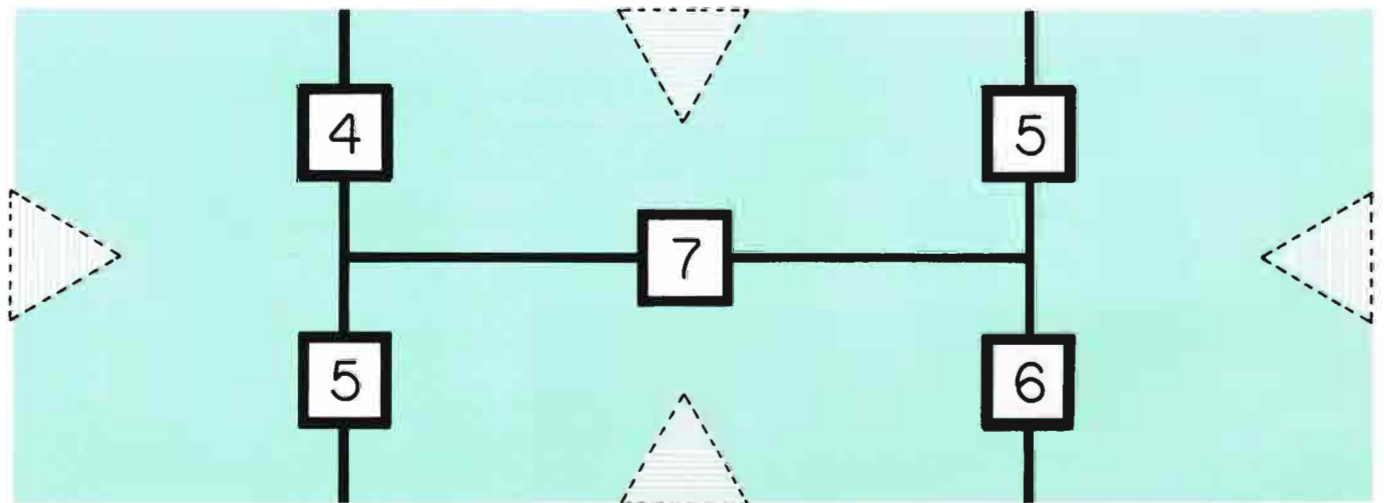
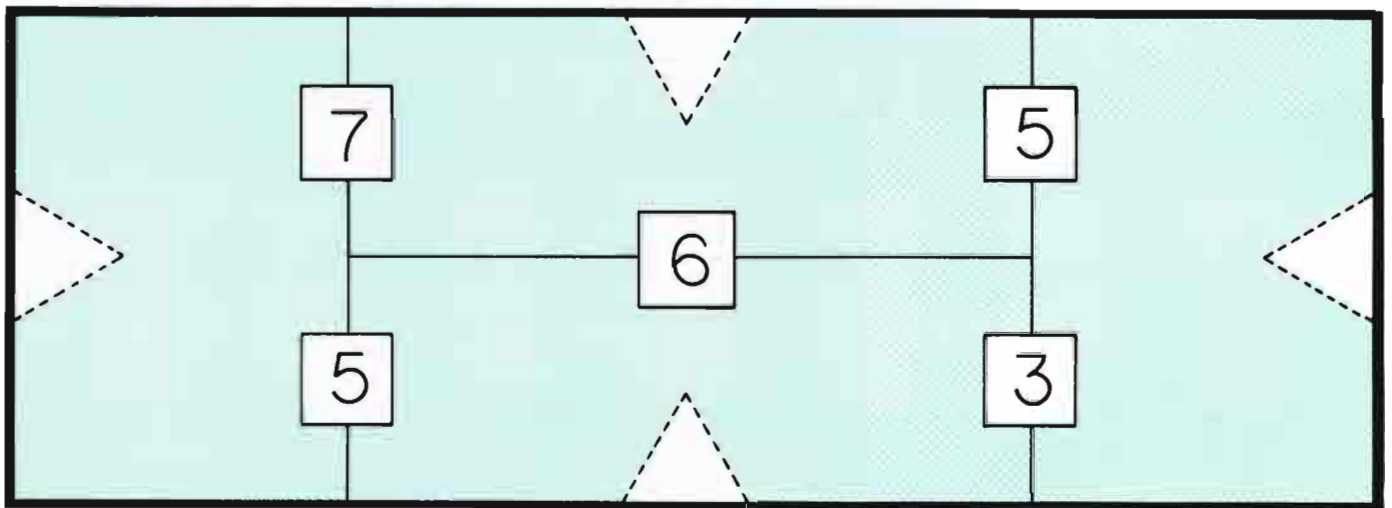
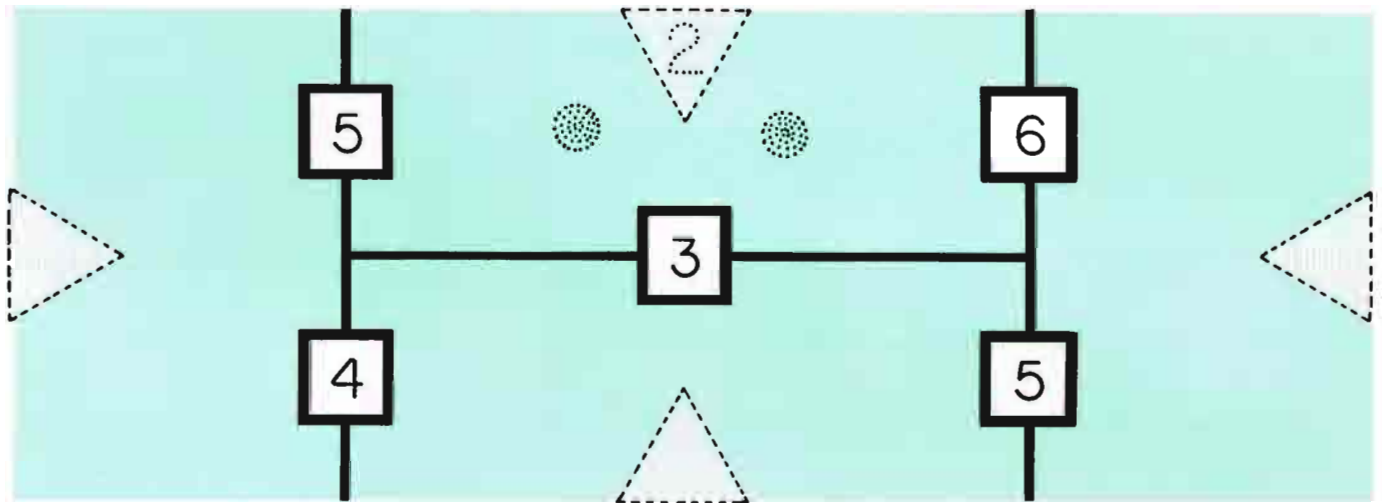
Please fill in the blanks on the right with different numbers from 1 to 31 then loop as above.


Favor de llenar los blancos a la derecha con números diferentes del 1 al 31 después enlázalos como arriba.



Más "Rompecabezas de 4 Maneras"
(tal vez necesite objetos para contar)

More "4-way Puzzles"
(you may need counters)





SEA UN RELOJ DEL HIPOPÓTOMO BE A HIPPOWATCH

Cuente los segundos en 5 segundos diciendo:

Count the seconds in 5 seconds by saying:

Un hipopótomo	One hippopotamus
Dos hipopótomo	Two hippopotamus
Tres hipopótomo	three hippopotamus

¿Qué tan cerca estaba a los cinco segundos?

How close were you to five seconds?

Trate de marcar un minuto, contando a 60 hipopótomo.


Try to time one minute, counting to 60 hippopotamus.



INTENTO	TRY	INTENTO	TRY	INTENTO	TRY	INTENTO	TRY
# 1		2		3		4	

¿Puede usted encontrar otras palabras que duren un segundo?

Can you find other words that are one second long?



M	O	R	E	F	E	E	D
7	13	4	12	13	9	14	16
<u>+ 8</u>	<u>- 6</u>	<u>+ 9</u>	<u>- 3</u>	<u>- 7</u>	<u>+ 9</u>	<u>- 5</u>	<u>- 8</u>

14 4 10 6 13 9 18 8 7 15 11 5 12 16

I	E	T	R	A	B	D	L
9	14	7	5	15	8	12	16
<u>+ 9</u>	<u>- 7</u>	<u>+ 8</u>	<u>+ 8</u>	<u>- 9</u>	<u>+ 9</u>	<u>- 4</u>	<u>- 7</u>

12 5 10 16 9 18 17 7 13 15 6 8 11 14

L	E	A	S	L	A	B	B
12	17	4	7	15	7	9	14
<u>- 9</u>	<u>- 8</u>	<u>+ 9</u>	<u>+ 5</u>	<u>- 9</u>	<u>+ 8</u>	<u>+ 7</u>	<u>- 6</u>

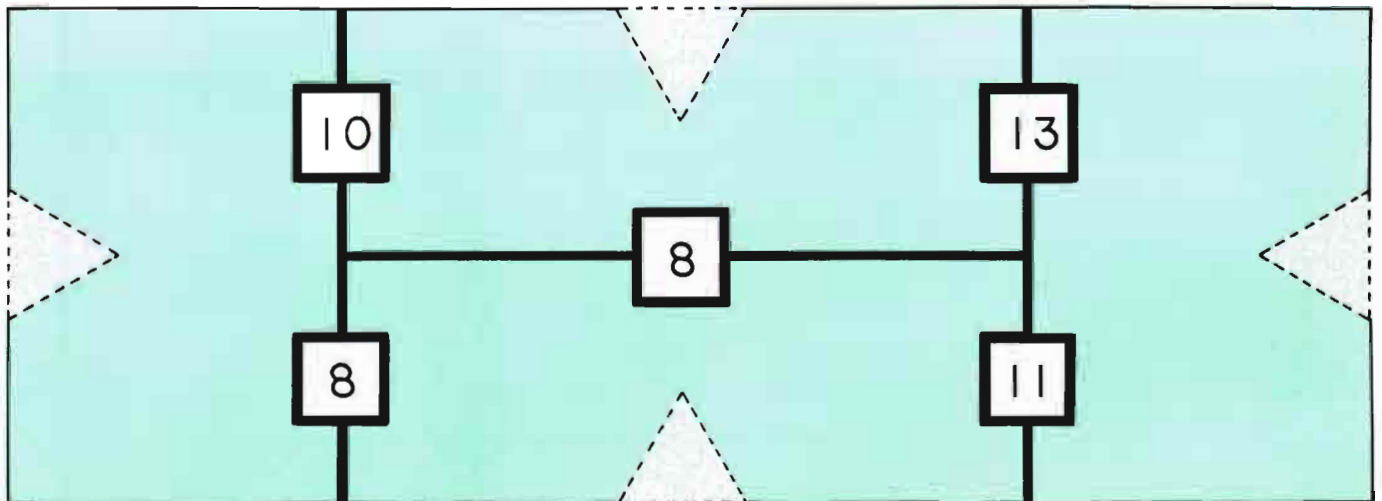
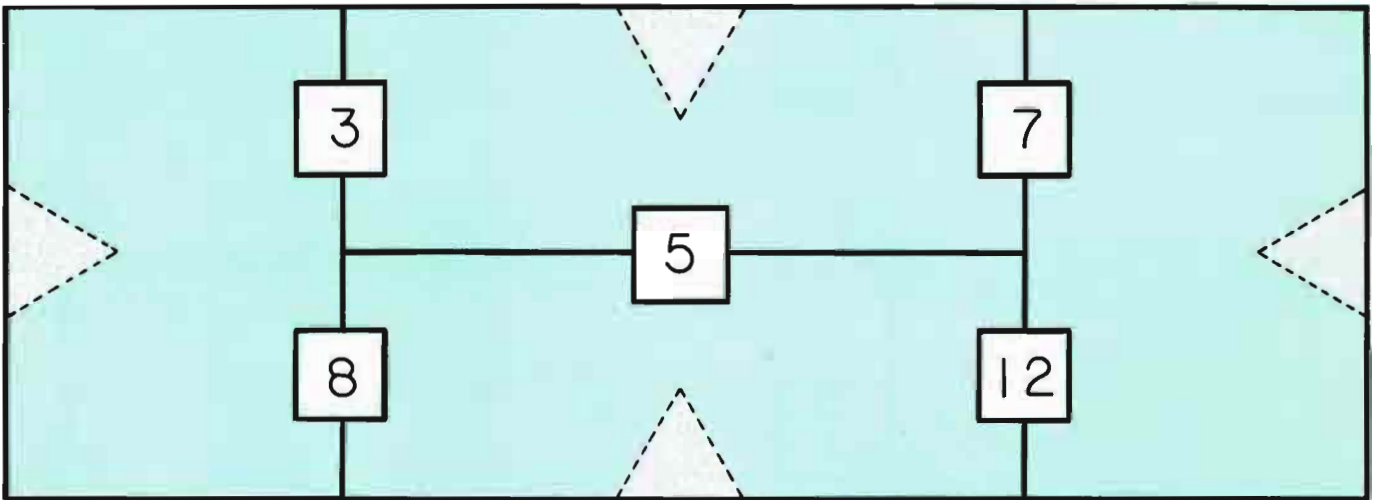
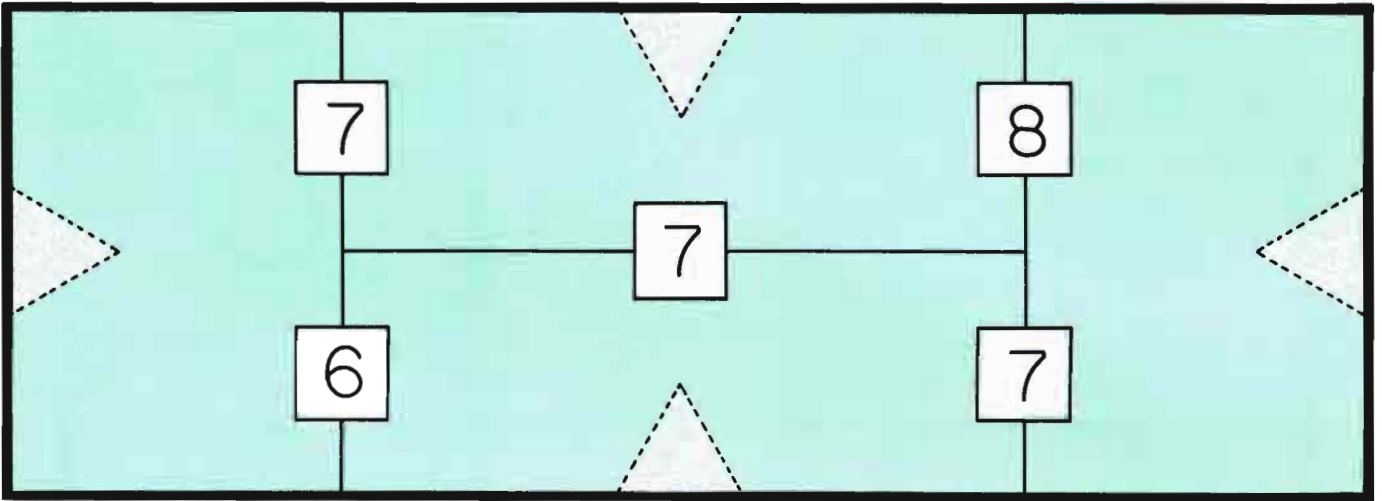
14 11 8 13 12 9 7 16 15 3 6 5 10 17

B	O	I	S	E	L	T	B
14	7	18	7	7	14	13	16
<u>- 9</u>	<u>+ 9</u>	<u>- 9</u>	<u>+ 8</u>	<u>+ 7</u>	<u>- 8</u>	<u>- 4</u>	<u>- 9</u>

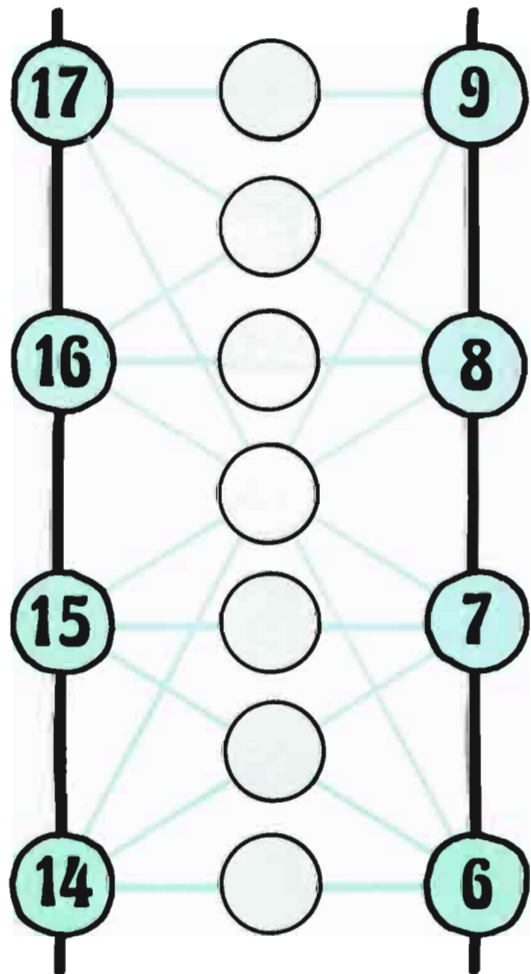
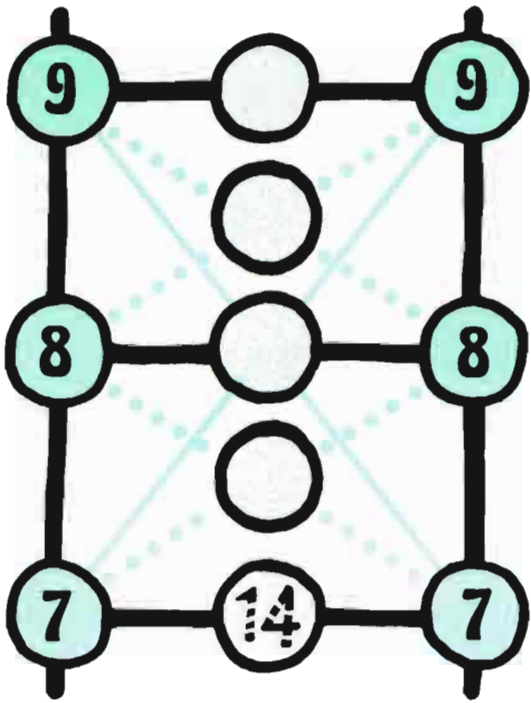
11 13 8 7 14 9 15 5 16 6 4 10 17 12

More "4-way Puzzles"
(you may need counters)

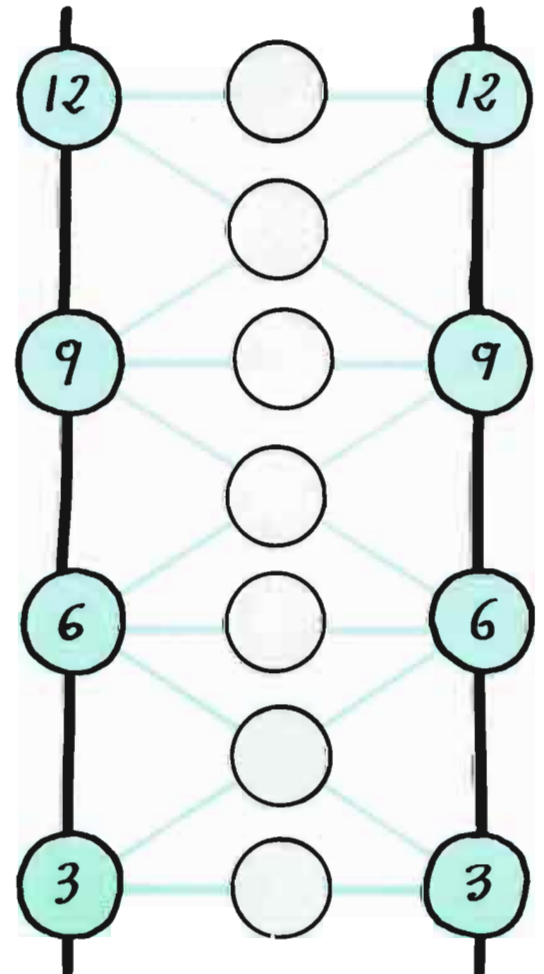
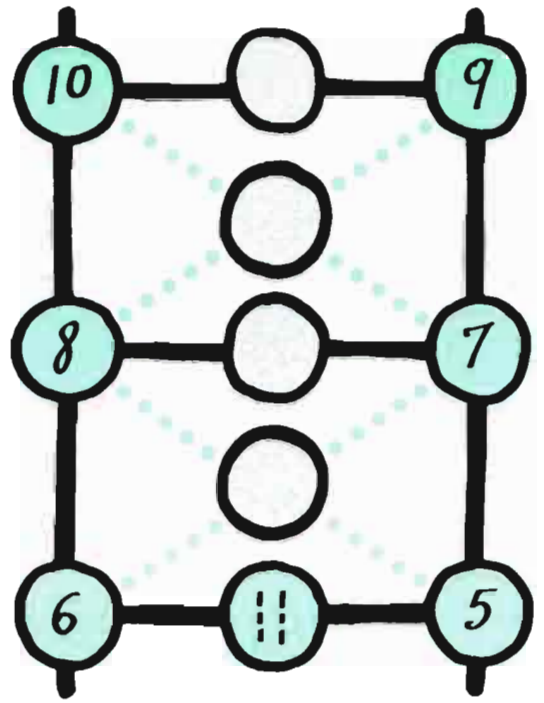
Más "Rompecabezas de 4 maneras"
(tal vez necesite objetos para contar)



Number Ladders



Escalera de Números





CHANGE FOR A QUARTER • CAMBIO DE UN VIENTICINCO

How many ways are there to make change for a quarter?

¿Cuántas maneras hay para hacer cambio para un veinticinco?

10¢


5¢

1¢

number of coins used
número de monedas usadas


1	2	1	0	3
2	2	0	5	7
3				4
4				
5				
6				
7				
8				
9				
10				
11				
12				
13				
14				
15				

What Do You see?




- - + +

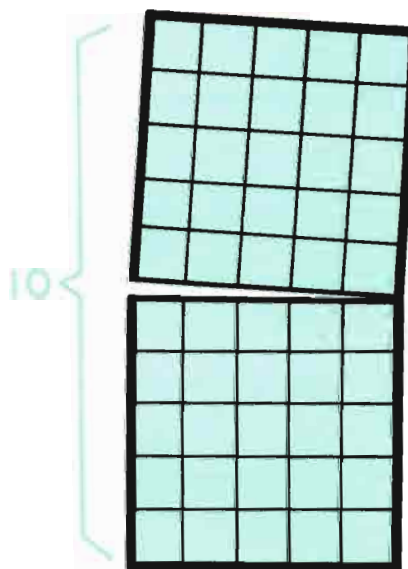
¿Qué Ve Usted?



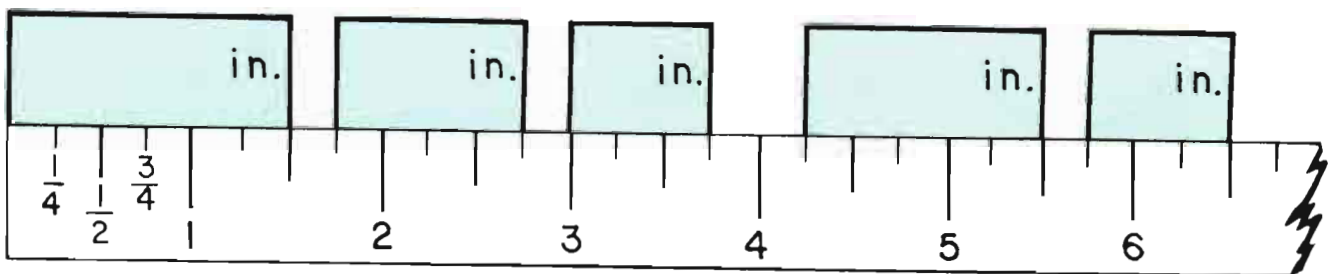
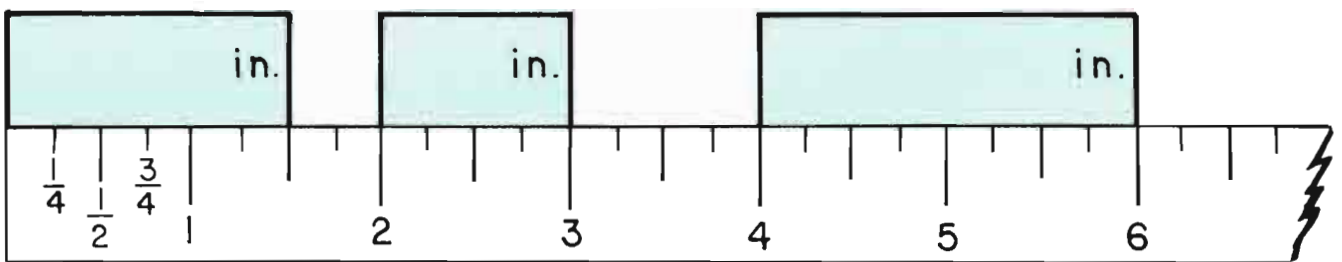
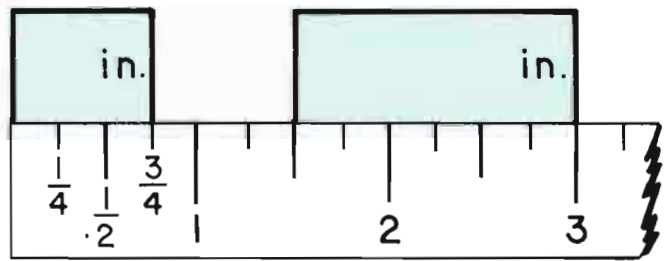
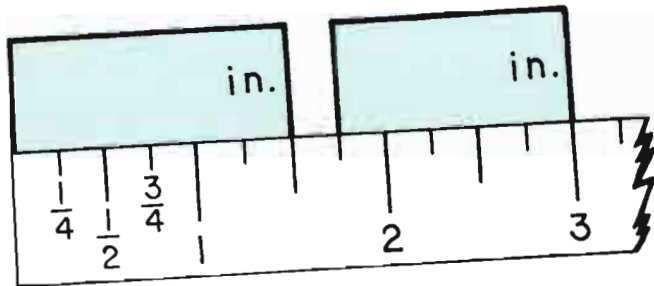
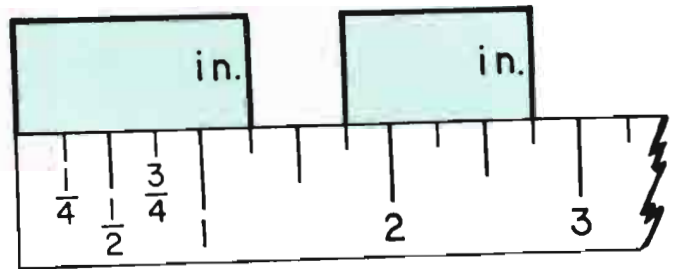
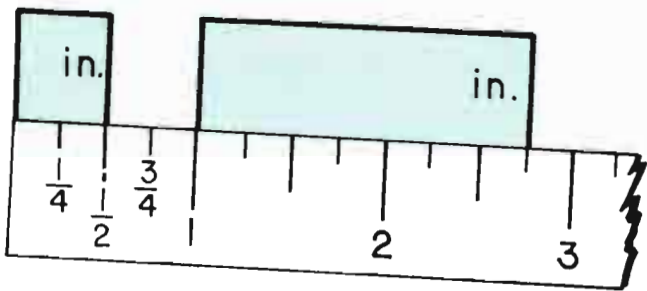
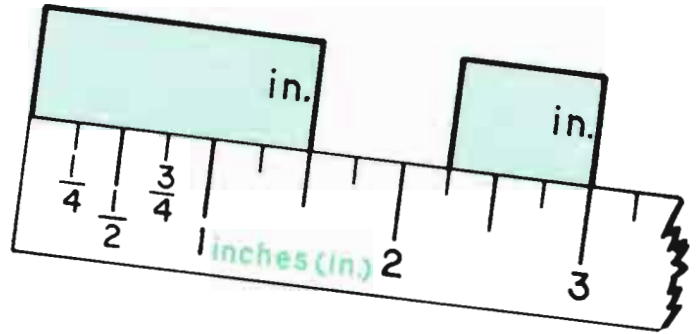
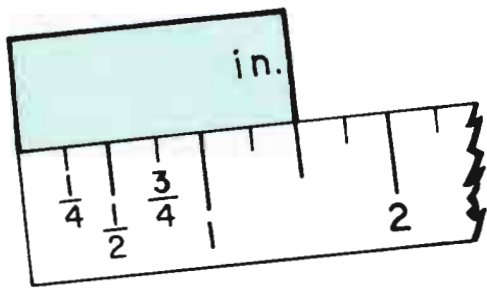
- - + +

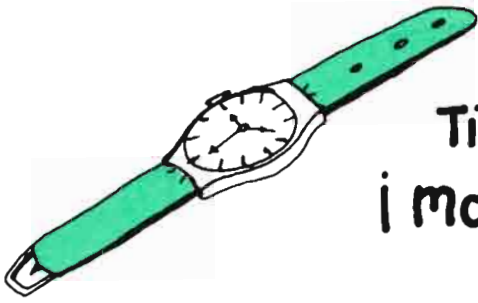


- - + +



- +





Time yourself ! ¡ marque su tiempo !



my guess
mi cálculo

actual time
tiempo correcto

Print your name 5 times with your right hand.
Escriba su nombre 5 veces con su mano derecha.

Print your name 5 times with your left hand.
Escriba su nombre 5 veces con su mano izquierda.

Print your name backwards 5 times.
Escriba su nombre al revés 5 veces.

Say "she sells seashells" 5 times.
Diga "Rápidos corren los carros" 5 veces.

Slide down your playground slide 5 times.
Resbálate en el resbaladero de recreo 5 veces.



Rules for "From the List":

Use only numbers "from the list". Do not use the same number twice in any one sentence.

Reglas para "De la Lista":

Use solamente números "de la lista". No use el mismo número dos veces en ninguna oración.

2 3 5 7 8 10 13 15

$$\begin{array}{r} \underline{\quad} + \underline{\quad} = \underline{\quad} \\ \underline{\quad} + \underline{\quad} = \underline{\quad} \\ \underline{\quad} + \underline{\quad} = \underline{\quad} \\ \underline{\quad} - \underline{\quad} = \underline{\quad} \\ \underline{\quad} - \underline{\quad} = \underline{\quad} \\ \underline{\quad} - \underline{\quad} = \underline{\quad} \\ \underline{\quad} + \underline{\quad} = \underline{\quad} \end{array}$$

3 4 6 9 11 12 15 16 20

$$\begin{array}{r} \underline{\quad} + \underline{\quad} = \underline{\quad} \\ \underline{\quad} - \underline{\quad} = \underline{\quad} \\ \underline{\quad} + \underline{\quad} = \underline{\quad} \\ \underline{\quad} - \underline{\quad} = \underline{\quad} \\ \underline{\quad} + \underline{\quad} = \underline{\quad} \\ \underline{\quad} - \underline{\quad} = \underline{\quad} \\ \underline{\quad} + \underline{\quad} = \underline{\quad} \end{array}$$

Please make up your own lists.

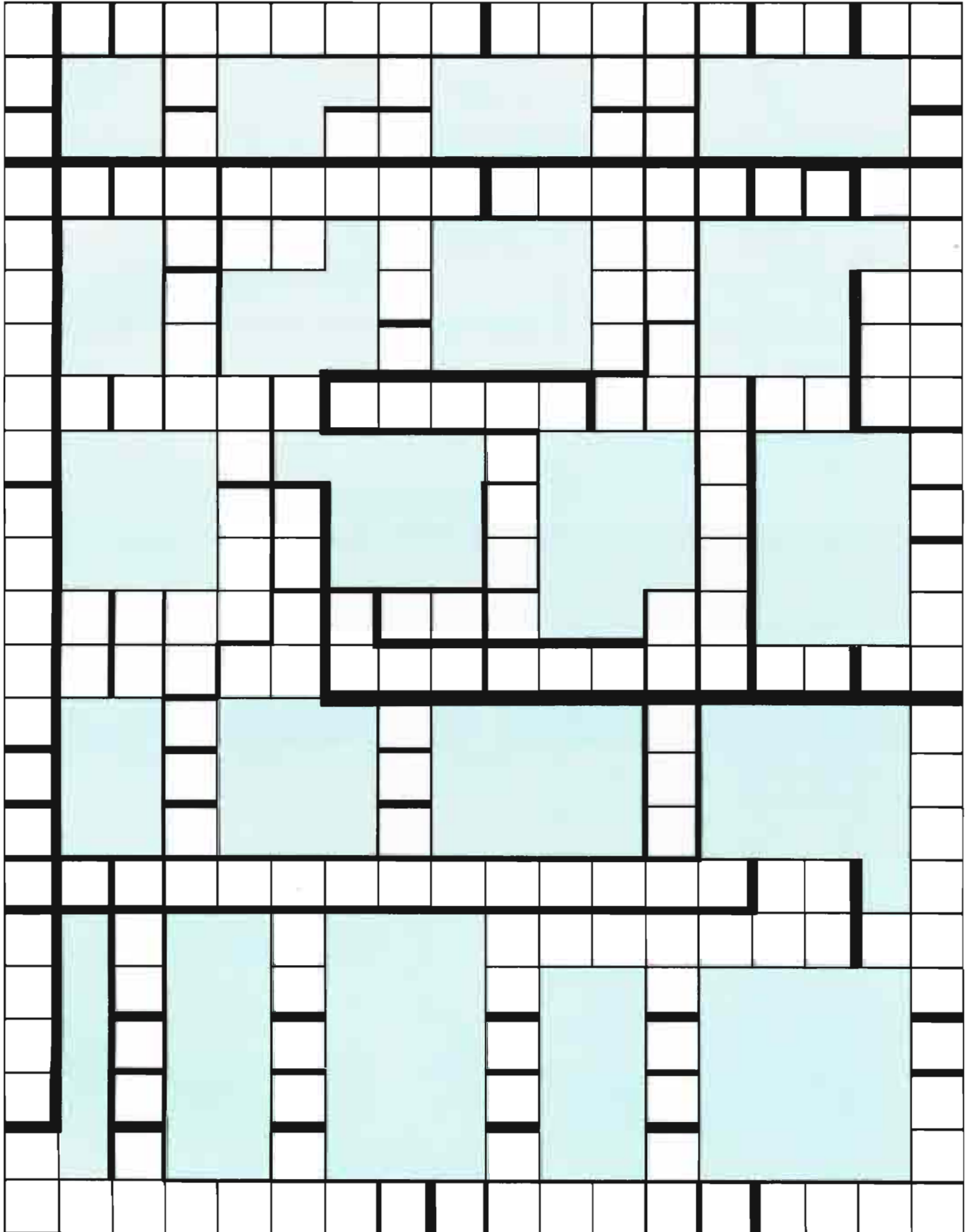
Favor de hacer sus propias listas de números.

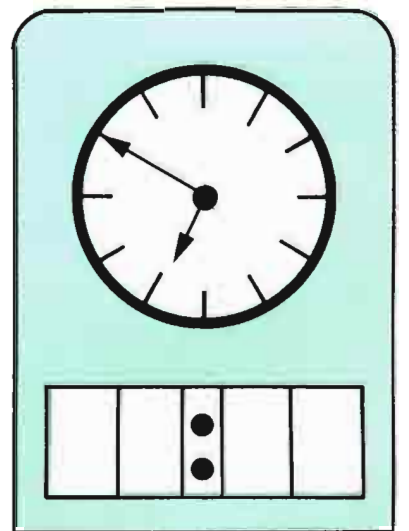
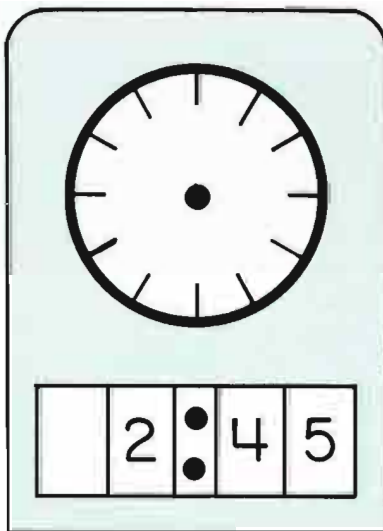
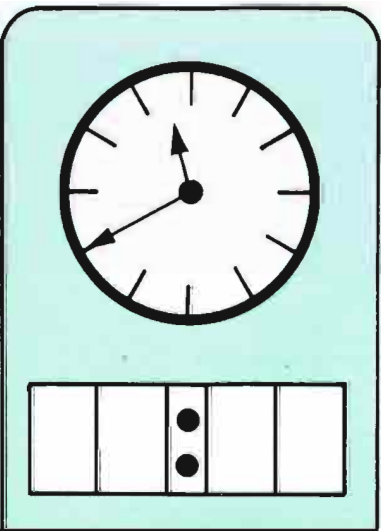
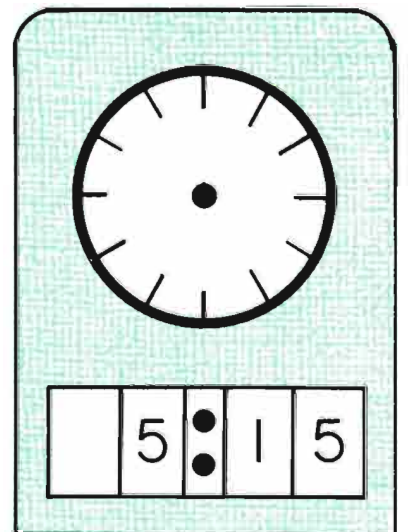
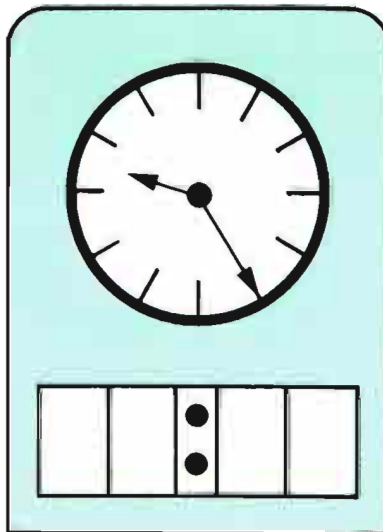
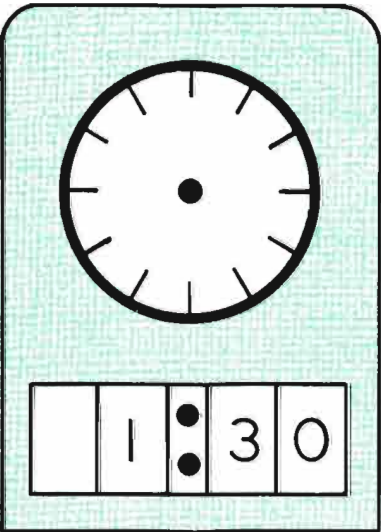
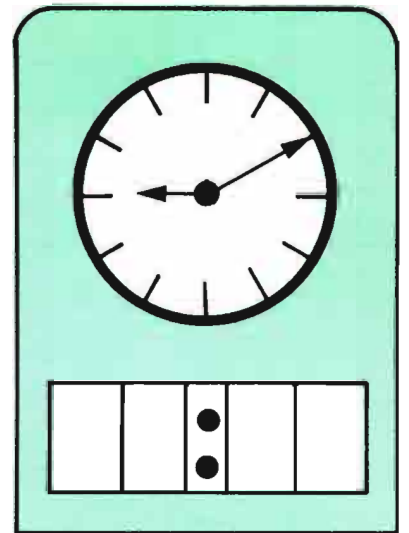
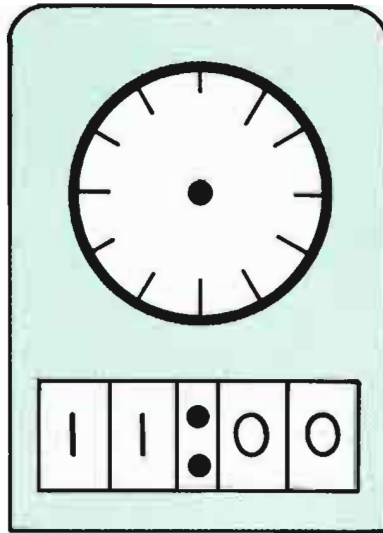
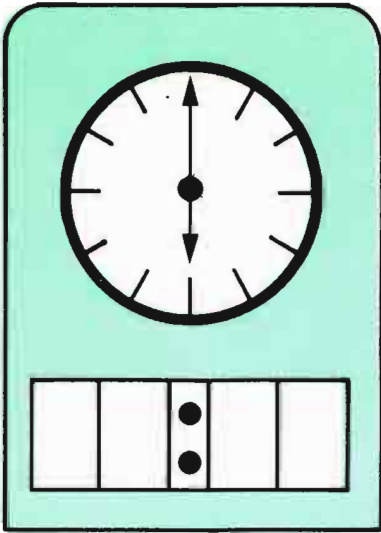
$$\begin{array}{r} \underline{\quad} + \underline{\quad} = \underline{\quad} \\ \underline{\quad} + \underline{\quad} = \underline{\quad} \\ \underline{\quad} + \underline{\quad} = \underline{\quad} \\ \underline{\quad} - \underline{\quad} = \underline{\quad} \\ \underline{\quad} - \underline{\quad} = \underline{\quad} \\ \underline{\quad} - \underline{\quad} = \underline{\quad} \end{array}$$

$$\begin{array}{r} \underline{\quad} + \underline{\quad} = \underline{\quad} \\ \underline{\quad} + \underline{\quad} = \underline{\quad} \\ \underline{\quad} + \underline{\quad} = \underline{\quad} \\ \underline{\quad} - \underline{\quad} = \underline{\quad} \\ \underline{\quad} - \underline{\quad} = \underline{\quad} \\ \underline{\quad} - \underline{\quad} = \underline{\quad} \end{array}$$

How many blocks are colored?

¿Cuántos cuadros están pintados de color?





1 2 3 4 5 6 7 8 9 10

2 4 6 8 10 12 14 16 18 20

$$\begin{array}{r} \underline{\quad} - \underline{\quad} = \underline{\quad} \\ \underline{\quad} = \underline{\quad} + \underline{\quad} \\ \underline{\quad} + \underline{\quad} = \underline{\quad} + \underline{\quad} \\ + \quad + \quad = \underline{\quad} \\ + \quad + \quad = \underline{\quad} + \underline{\quad} \\ + \quad + \quad = \underline{\quad} + \underline{\quad} \end{array}$$

$$\begin{array}{r} \underline{\quad} + \underline{\quad} = \underline{\quad} \\ \underline{\quad} = \underline{\quad} - \underline{\quad} \\ \underline{\quad} - \underline{\quad} = \underline{\quad} - \underline{\quad} \\ + \quad - \quad = \underline{\quad} \\ + \quad - \quad = \underline{\quad} + \underline{\quad} \\ + \quad + \quad = \underline{\quad} + \underline{\quad} \end{array}$$



Please make up your own lists of numbers.
Favor de hacer sus propias listas de números.

$$\begin{array}{r} \underline{\quad} + \underline{\quad} = \underline{\quad} \\ \underline{\quad} + \underline{\quad} = \underline{\quad} \\ \underline{\quad} + \underline{\quad} = \underline{\quad} \\ \underline{\quad} - \underline{\quad} = \underline{\quad} \end{array}$$

$$\begin{array}{r} \underline{\quad} + \underline{\quad} = \underline{\quad} \\ \underline{\quad} - \underline{\quad} = \underline{\quad} \\ \underline{\quad} + \underline{\quad} = \underline{\quad} \\ \underline{\quad} - \underline{\quad} = \underline{\quad} \end{array}$$

$$\begin{array}{r} \underline{\quad} = \underline{\quad} + \underline{\quad} \\ \underline{\quad} = \underline{\quad} - \underline{\quad} \\ \underline{\quad} = \underline{\quad} + \underline{\quad} \\ \underline{\quad} = \underline{\quad} - \underline{\quad} \\ + \quad = \underline{\quad} - \underline{\quad} \end{array}$$

$$\begin{array}{r} \underline{\quad} - \underline{\quad} = \underline{\quad} \\ \underline{\quad} = \underline{\quad} + \underline{\quad} \\ + \quad + \quad = \underline{\quad} \\ \underline{\quad} - \underline{\quad} = \underline{\quad} - \underline{\quad} \\ + \quad + \quad = \underline{\quad} + \underline{\quad} \end{array}$$



30			
29			
28			
27			
26			
25			
24			
23			
22			
21			
20			
19			
18			
17			
16			
15			
14			
13			
12			
11			
10			
9			
8			
7			
6			
5			
4			
3			
2			
1			

Niños de su clase
Children in the class



comida
caliente



hot
lunch



traen su comida
bring lunch



comen en casa
eat at home

From the List: No numbers are to be repeated in any one example

De la Lista: Ningún número debe de repetirse en ningún ejemplo.

1, 2, 3, 4, 5, 6

$$\begin{array}{r} 1 \\ \hline 3 \\ \hline + 5 \\ \hline 9 \end{array}$$

$$\begin{array}{r} 1 \\ \hline 2 \\ \hline + \\ \hline 9 \end{array}$$

$$\begin{array}{r} 2 \\ \hline 3 \\ \hline + \\ \hline 9 \end{array}$$

$$\begin{array}{r} \\ \hline \\ \hline + \\ \hline 10 \end{array}$$

$$\begin{array}{r} \\ \hline \\ \hline + \\ \hline 10 \end{array}$$

$$\begin{array}{r} \\ \hline \\ \hline + \\ \hline 10 \end{array}$$

$$\begin{array}{r} \\ \hline \\ \hline + \\ \hline 11 \end{array}$$

$$\begin{array}{r} \\ \hline \\ \hline + \\ \hline 11 \end{array}$$

$$\begin{array}{r} \\ \hline \\ \hline + \\ \hline 11 \end{array}$$

$$\begin{array}{r} \\ \hline \\ \hline + \\ \hline 12 \end{array}$$

$$\begin{array}{r} \\ \hline \\ \hline + \\ \hline 12 \end{array}$$

$$\begin{array}{r} \\ \hline \\ \hline + \\ \hline 12 \end{array}$$

3, 4, 5, 6, 7, 8

$$\begin{array}{r} \\ \hline \\ \hline + \\ \hline 15 \end{array}$$

$$\begin{array}{r} \\ \hline \\ \hline + \\ \hline 15 \end{array}$$

$$\begin{array}{r} \\ \hline \\ \hline + \\ \hline 15 \end{array}$$

$$\begin{array}{r} \\ \hline \\ \hline + \\ \hline 16 \end{array}$$

$$\begin{array}{r} \\ \hline \\ \hline + \\ \hline 16 \end{array}$$

$$\begin{array}{r} \\ \hline \\ \hline + \\ \hline 16 \end{array}$$

$$\begin{array}{r} \\ \hline \\ \hline + \\ \hline 17 \end{array}$$

$$\begin{array}{r} \\ \hline \\ \hline + \\ \hline 17 \end{array}$$

$$\begin{array}{r} \\ \hline \\ \hline + \\ \hline 17 \end{array}$$

$$\begin{array}{r} \\ \hline \\ \hline + \\ \hline 18 \end{array}$$

$$\begin{array}{r} \\ \hline \\ \hline + \\ \hline 18 \end{array}$$

$$\begin{array}{r} \\ \hline \\ \hline + \\ \hline 18 \end{array}$$



1¢



5¢



10¢



25¢

Use the number of coins shown.

Use la cantidad de monedas mostradas.

3¢

¢ ¢ ¢

8¢

¢ ¢ ¢ ¢

15¢

¢ ¢ ¢

13¢

¢ ¢ ¢ ¢

7¢

¢ ¢ ¢

12¢

¢ ¢ ¢ ¢

12¢

¢ ¢ ¢

25¢

¢ ¢ ¢ ¢

33¢

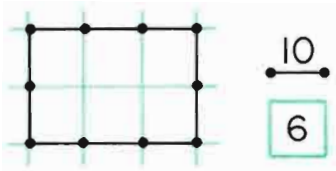
¢ ¢ ¢ ¢ ¢ ¢

30¢

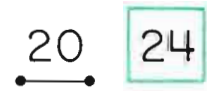

¢ ¢ ¢ ¢ ¢ ¢

51¢


¢ ¢ ¢ ¢ ¢ ¢



Please draw the sketches.
Favor de hacer los dibujos.



Please make up sketches of your own. Favor de hacer sus propios dibujos.



Peanut Butter Balls

Bolas de Manteca de Cacahuete

Beat together
Bata juntos

1 well beaten egg
 $\frac{1}{8}$ tsp. (teaspoon) salt
1 cup sifted confectioners' sugar
 $\frac{1}{2}$ tsp. vanilla
1 tblsp. (tablespoon) butter
 $\frac{1}{2}$ cup peanut butter

1 huevo bien batido
 $\frac{1}{8}$ cucharadita de sal
1 taza de azúcar de confitero cernido
 $\frac{1}{2}$ cucharadita de vainilla
1 cucharada de mantequilla
 $\frac{1}{2}$ taza de manteca de cacahuete

Then stir in 1 cup more sifted confectioners' sugar
Entonces amase con 1 taza más de azúcar de confitero cernido

Add more confectioner's sugar if needed to make firm enough to handle. Shape into tiny balls.


Añada más azúcar de confitero si se necesita para que sea bastante firme para manosear. Forme en bolas pequeñas.

Roll each ball in $\frac{3}{4}$ cup chopped salted peanuts.

Place on waxed paper and refrigerate to set.

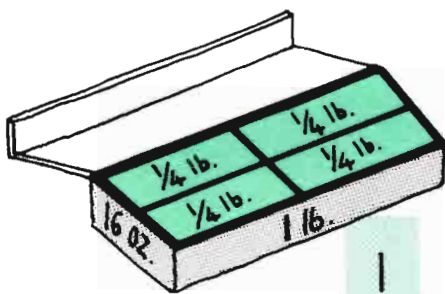
Arrolle cada bola en $\frac{3}{4}$ taza de cacahuetes salados cortados.

Ponga sobre papel encerado y refrigere hasta que sea más firme.

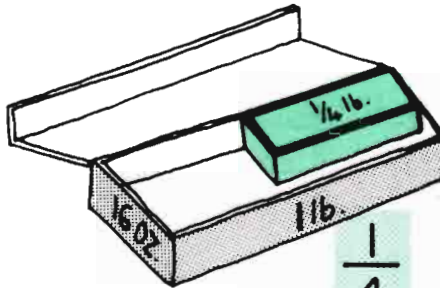


What Can You See?

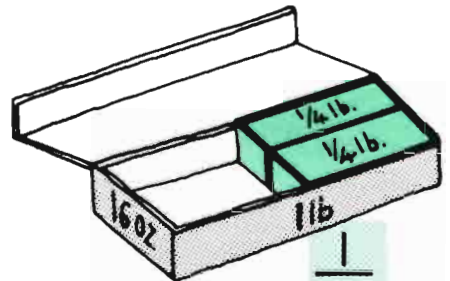
¿Qué Puede Usted Ver?



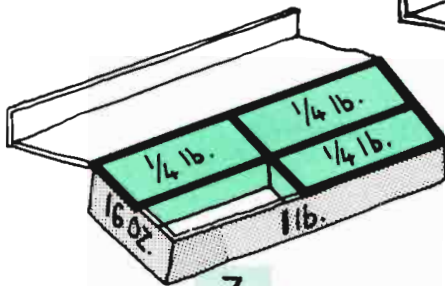
1



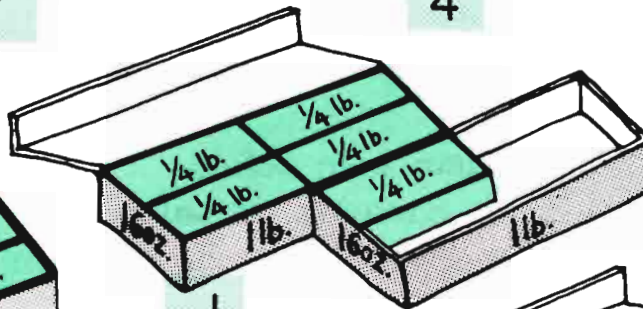
$\frac{1}{4}$



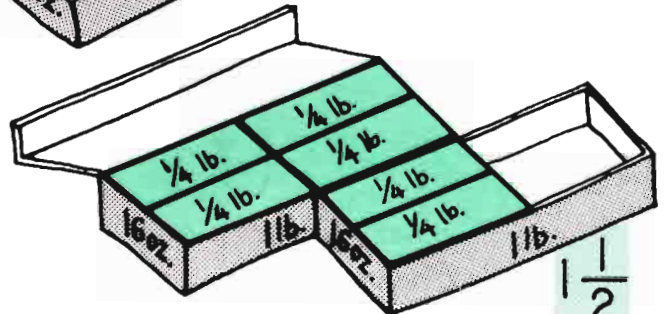
$\frac{1}{2}$



$\frac{3}{4}$



$1\frac{1}{4}$



$1\frac{1}{2}$

$$\frac{1}{2} + \frac{1}{2} =$$

$$1 - \frac{1}{4} =$$

$$\frac{1}{2} + \frac{1}{4} =$$

$$\frac{1}{2} = \frac{2}{4}$$

$$\frac{4}{4} =$$

$$\frac{2}{2} =$$

$$1 - \frac{1}{2} =$$

$$\frac{5}{4} =$$

$$\frac{3}{2} =$$

$$\frac{6}{4} =$$

$$1\frac{1}{2} - 1\frac{1}{4} =$$

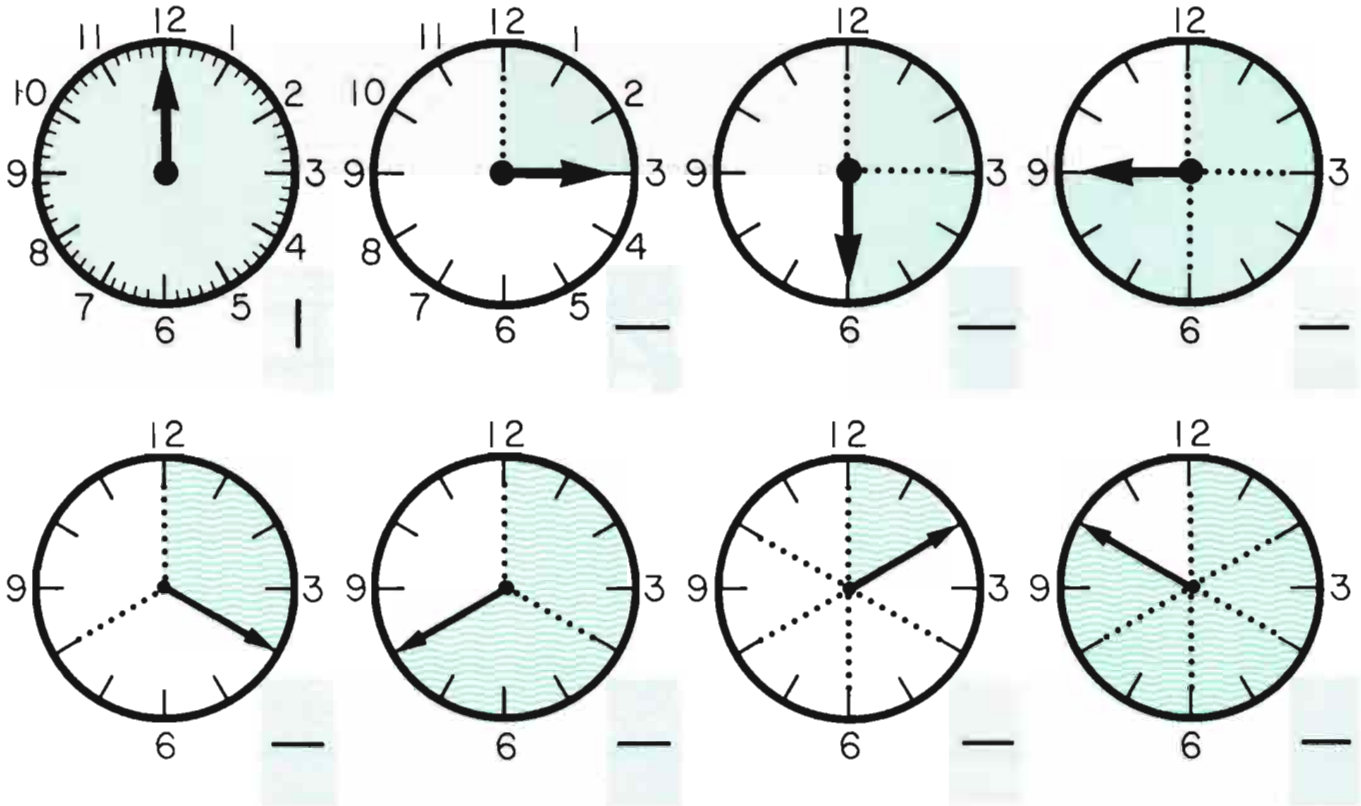
$$\frac{3}{4} + \frac{3}{4} =$$

$$\frac{3}{4} + \frac{1}{2} =$$

$$1\frac{1}{4} - \frac{3}{4} =$$

What Can You See?

¿Qué Puede Usted Ver?



$$\frac{1}{2} + \frac{1}{4} =$$

$$\frac{3}{4} - \frac{1}{2} =$$

$$\frac{3}{4} - \frac{1}{4} = \frac{2}{4} =$$

$$\frac{1}{4} + \frac{3}{4} = \frac{4}{4} =$$

$$\frac{2}{4} =$$

$$\frac{3}{6} =$$

$$\frac{2}{6} =$$

$$\frac{4}{6} =$$

$$\frac{1}{4} + \frac{1}{4} = \frac{\quad}{4} = \text{---}$$

$$\frac{1}{6} + \frac{1}{6} + \frac{1}{6} = \frac{\quad}{6} = \text{---}$$

$$\frac{1}{3} + \frac{1}{3} =$$

$$\frac{1}{3} + \frac{1}{2} =$$

$$\frac{1}{3} - \frac{1}{6} =$$

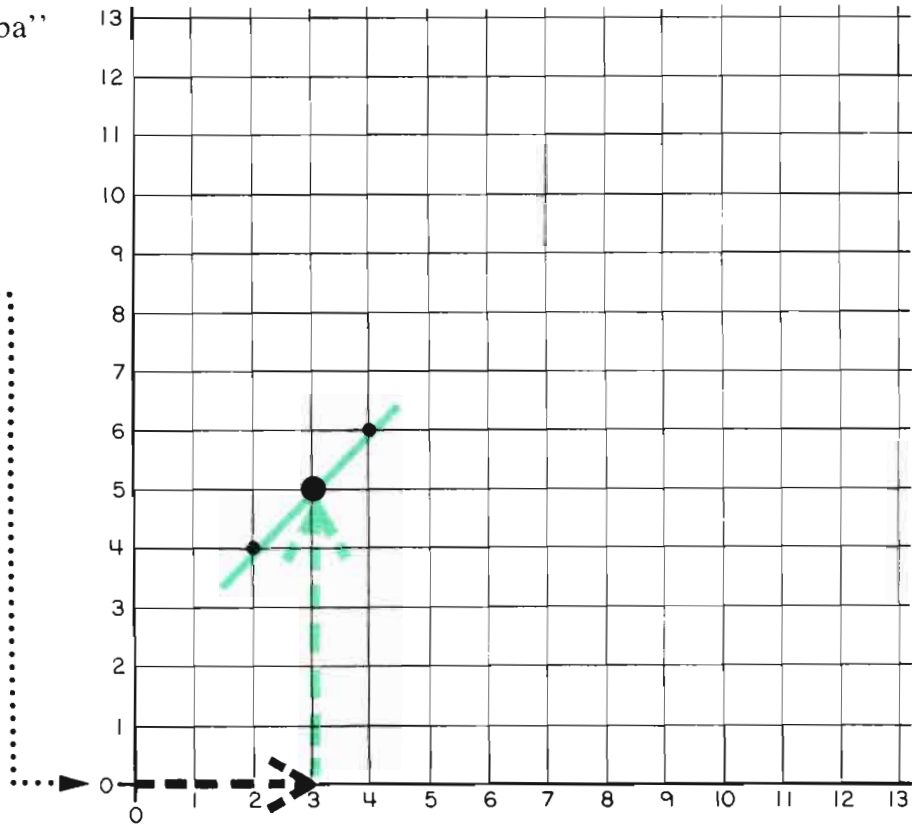
$$\frac{5}{6} - \frac{1}{6} = \frac{4}{6} =$$

$$\frac{2}{2} = \frac{3}{3} = \frac{4}{4} = \frac{6}{6} =$$

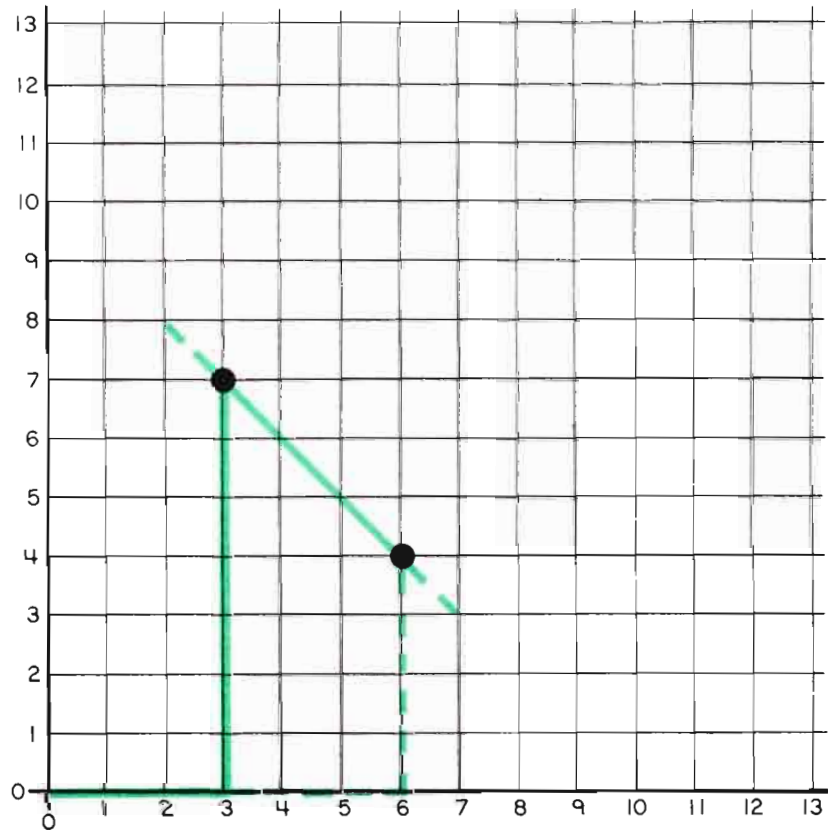
“Over and up”


“A la derecha y hacia arriba”


n	$n+2$
3	5
4	6
2	4
7	
9	
8	
10	



a	$10-a$
3	7
6	4
1	
7	
	5
0	
	0







*this
book
belongs
to* _____

*est
libra
es de*